

ETHIRAJ COLLEGE FOR WOMEN (Autonomous)

STUDENTS SATISFACTION SURVEY MARCH 2020 REPORT



Overview

NAAC, in order to upgrade and maintain the quality of education elicits responses from the primary stakeholders, students, on the teaching–learning and evaluation. The survey questions used are formulated by NAAC. The IQAC of Ethiraj College For Women has organized this survey to take stock of the students’ satisfaction levels of various aspects of teaching and learning.

The analysis of the survey has been provided department-wise also to enable the faculty of each department to find out areas that need intervention by them to maintain high levels of satisfaction amongst their students. This, we believe will also be an opportunity to ascertain the departments’ SWOC - Strength, Weakness, Opportunities and Challenges. The survey results are calculated on a 5-point Likert scale ranging from 0 to 4.

In the following report, the overall satisfaction levels of students in both the Aided and Self-Supporting Stream have been presented. Suggestions and recommendations follow the analysis.

Mode of Survey: **Google Form**

Month of Survey: **March 2020**

No of respondents: **6336**

Total Strength: **7597**

Total number of Departments: **35**

Number of Departments that participated: **34**

Departments that participated in alphabetical order:

Aided

1. Chemistry
2. Commerce
3. Corporate Secretaryship
4. Economics
5. English
6. History & TTM
7. Mathematics
8. Nutrition, FSM & Dietetics
9. Physics
10. Plant Biology & Plant Biotechnology
11. Tamil
12. Zoology

Self-Supporting

1. Accounting & Finance
2. Bank Management
3. Bachelor of Computer Applications
4. Biochemistry
5. Business Administration
6. Business Economics
7. Clinical Nutrition & Dietetics
8. Commerce
9. Commerce (Hons)
10. Computer Science
11. Corporate Secretaryship
12. English
13. Human Rights & Duties Education
14. Journalism & Communication
15. Master of Computer Applications
16. Mathematics
17. Maths with Computer Applications
18. Microbiology
19. Physics
20. Plant Biology & Plant Biotechnology
21. Psychology
22. Visual Communication

Departments that did not participate in alphabetical order: **MBA**

Survey Form generated by: Ms Veena Murali & Dr.M. Latha Kumari

Survey Analysis and Report compiled by: Ms Veena Murali

Survey Report Analysis and Suggestions by : Dr.M. Latha Kumari

Analysis of Questionnaire

Q1) How much of the syllabus was covered in the class?

Options	Points	Number of Responses
85 to 100%	4	3380
70 to 84%	3	2379
55 to 69%	2	468
30 to 54%	1	78
Below 30%	0	31
Total		6336
Average		3.42

Q2)How well did the teachers prepare for the classes?

Options	Points	Number of Responses
Thoroughly	4	1790
Satisfactorily	3	4156
Poorly	2	253
Indifferently	1	101
Won't teach at all	0	36
Total		6336
Average		3.19

Q3) How well were the teachers able to communicate?

Options	Points	Number of Responses
Always effective	4	2933
Sometimes effective	3	2293
Just satisfactorily	2	926
Generally ineffective	1	123
Very poor communication	0	61
Total		6336
Average		3.25

Q4) The teachers' approach to teaching can best be described as

Options	Points	Number of Responses
Excellent	4	1373
Very Good	3	2569
Good	2	1911
Fair	1	417
Poor	0	66
Total		6336
Average		2.75

Q5) Fairness of the internal evaluation process by the teachers.

Options	Points	Number of Responses
Always fair	4	2010
Usually fair	3	2953
Sometimes fair	2	1084
Usually unfair	1	150
Unfair	0	139
Total		6336
Average		3.03

Q6) Was your performance in assignments discussed with you?

Options	Points	Number of Responses
Every time	4	1771
Usually	3	2165
Occasionally/ Sometimes	2	1495
Rarely	1	568
Never	0	337
Total		6336
Average		2.70

Q7) The institute takes active interest in promoting internship, student exchange, field visit opportunities for students.

Options	Points	Number of Responses
Regularly	4	2041
Often	3	1699
Sometimes	2	1352
Rarely	1	679
Never	0	565
Total		6336
Average		2.63

Q8) The teaching and mentoring process in your institution facilitates you in cognitive, social and emotional growth.

Options	Points	Number of Responses
Significantly	4	1386
Very Well	3	2592
Moderately	2	1814
Marginally	1	344
Not at all	0	200
Total		6336
Average		2.73

Q9) The institution provides multiple opportunities to learn and grow.

Q10) Teachers inform you about your expected competencies, course outcomes and programme outcomes.

Options	Points	Number of Responses
Strongly Agree	4	2084
Agree	3	2820
Neutral	2	1219
Disagree	1	145
Strongly Disagree	0	68
Total		6336
Average		3.06

Options	Points	Number of Responses
Every time	4	2035
Usually	3	2561
Occasionally/ Sometimes	2	1179
Rarely	1	401
Never	0	160
Total		6336
Average		2.93

Q11) Your mentor does a necessary follow-up with an assigned task to you.

Q12) The teachers illustrate the concepts through examples and applications.

Options	Points	Number of Responses	Options	Points	Number of Responses
Every time	4	1800	Every time	4	2295
Usually	3	2576	Usually	3	2598
Occasionally/ Sometimes	2	1156	Occasionally/ Sometimes	2	1026
Rarely	1	644	Rarely	1	309
I do not have a mentor	0	160	Never	0	108
Total		6336	Total		6336
Average		2.82	Average		3.05

Q13) The teachers identify your strengths and encourage you with providing right level of challenges.

Q14) Teachers are able to identify your weaknesses and help you to overcome them.

Options	Points	Number of Responses	Options	Points	Number of Responses
Strongly Agree	4	1835	Every time	4	1657
Agree	3	2259	Usually	3	2059
Neutral	2	1252	Occasionally/ Sometimes	2	1329
Disagree	1	590	Rarely	1	782
Strongly Disagree	0	400	Never	0	509
Total		6336	Total		6336
Average		2.72	Average		2.56

Q15) The institution makes effort to engage students in the monitoring, review and continuous quality improvement of the teaching learning process.

Q16) The institute/ teachers use student-centric methods, such as experiential learning, participative learning and problem solving methodologies for enhancing learning experiences.

Options	Points	Number of Responses	Options	Points	Number of Responses
Strongly Agree	4	1610	To a great extent	4	1777
Agree	3	2746	Moderate	3	2882
Neutral	2	1585	Some what	2	1102
Disagree	1	276	Very little	1	390
Strongly Disagree	0	119	Not at all	0	185
Total		6336	Total		6336
Average		2.86	Average		2.90

Q17) Teachers encourage you to participate in extracurricular activities.

Q18) Efforts are made by the institute/ teachers to inculcate soft skills, life skills and employability skills to make you ready for the world of work.

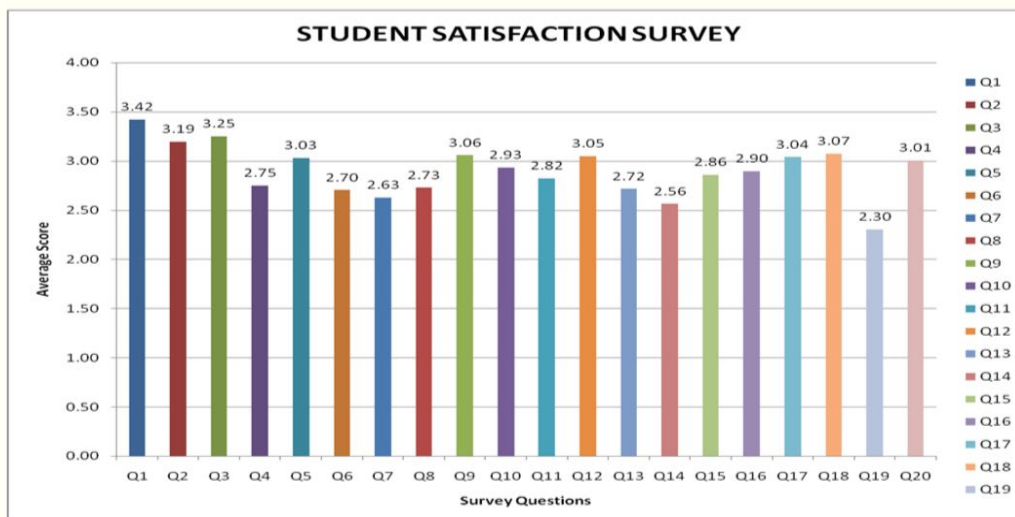
Options	Points	Number of Responses	Options	Points	Number of Responses
Strongly Agree	4	2335	To a great extent	4	2286
Agree	3	2433	Moderate	3	2757
Neutral	2	1189	Some what	2	876
Disagree	1	248	Very little	1	296
Strongly Disagree	0	131	Not at all	0	121
Total		6336	Total		6336
Average		3.04	Average		3.07

Q19) What percentage of teachers use ICT tools such as LCD projector, Multimedia, etc. while teaching?

Q20) The overall quality of teaching-learning process in your institute is very good.

Options	Points	Number of Responses	Options	Points	Number of Responses
Above 90%	4	1269	Strongly Agree	4	1913
70 to 89%	3	2063	Agree	3	2882
50 to 69%	2	1332	Neutral	2	1299
30 to 49%	1	667	Disagree	1	156
Below 29%	0	1005	Strongly Disagree	0	86
Total		6336	Total		6336
Average		2.30	Average		3.01

OVERALL RESPONSE



Major Findings:

- Most of the students agree that the syllabus is taught in the class by the teachers.
- According to the majority of the students the teachers' preparation for a lecture session is only satisfactory
- Mostly the teachers are effective in communicating with the students.
- The teachers' approach to teaching was described as 'Very Good' by the majority of students.
- The teachers are usually fair during the internal evaluation process.
- Usually the teachers discuss the performance of the students and offer feedback on the assignments.
- Most of the students feel that the institute regularly takes active interest in promoting internship, student exchange and field visit opportunities for students.
- The teaching and mentoring process of the institution very well facilitates the cognitive, social and emotional growth of the student as stated by most of the students.

- Most of the students agree to the statement that the institution provides multiple opportunities to learn and grow.
- Teachers usually inform about the expected competencies, course outcomes and programme outcomes.
- Usually the mentor follows up with an assigned task to the student.
- The teachers usually illustrate the concepts through examples and applications.
- It is mostly agreed by the students that the teachers identify their strengths and encourage them with providing the right level of challenges.
- As agreed by the students, the teachers are able to identify the student's weaknesses and help them overcome them.
- The institution's effort to engage students in the monitoring, review and continuous quality improvement of the teaching-learning process is agreed upon by most of the students.
- According to the majority of the students, the institute/ teachers use student-centric methods, such as experiential learning, participative learning and problem solving methodologies for enhancing learning experiences.
- Most of the students agree that the teachers encourage them to participate in extracurricular activities.
- Most of the students feel that moderate efforts are made by the institute/ teachers to inculcate soft skills, life skills and employability skills to make them ready for the work world .
- 47% of the student's state that teachers sparingly use ICT tools such as LCD projector, Multimedia, etc. while teaching.
- The overall quality of the teaching-learning process in the institute is considered as good by most of the students.

Recommendations:

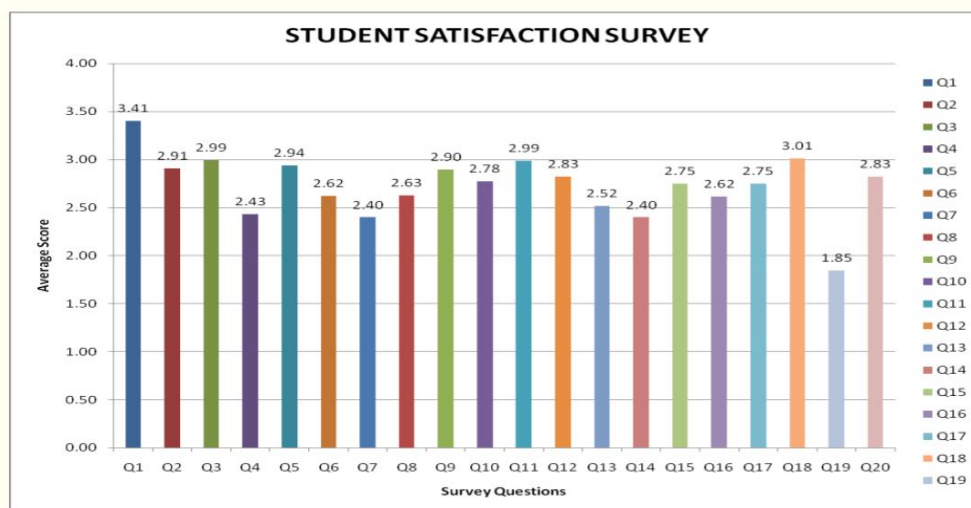
1. Teachers to go with better preparation for classes. Course schedules and Lesson plans including the attainment of outcomes to be prepared by each course teacher to improve quality and accountability.
2. Teachers to be encouraged to use more student centric methods for teaching and assessment.
3. A mechanism to encourage Teachers to offer individual student feedback (apart from awarding marks), on performance in Tests and assignments to be devised.
4. Department-wise regular and timely meetings of students with course teachers, Dean of Academic and Dean of Students to be initiated to discuss curricular aspects.
5. Mentoring system needs streamlining to make it 100% effective.
6. Student's open forum on academics to be organised with Principal and Vice Principals every semester.
7. Special programmes on life skills, soft skills and employability skills by the college faculty need urgent attention.
8. Teachers to adopt ICT-enabled teaching.

Department-wise Graphical Analysis

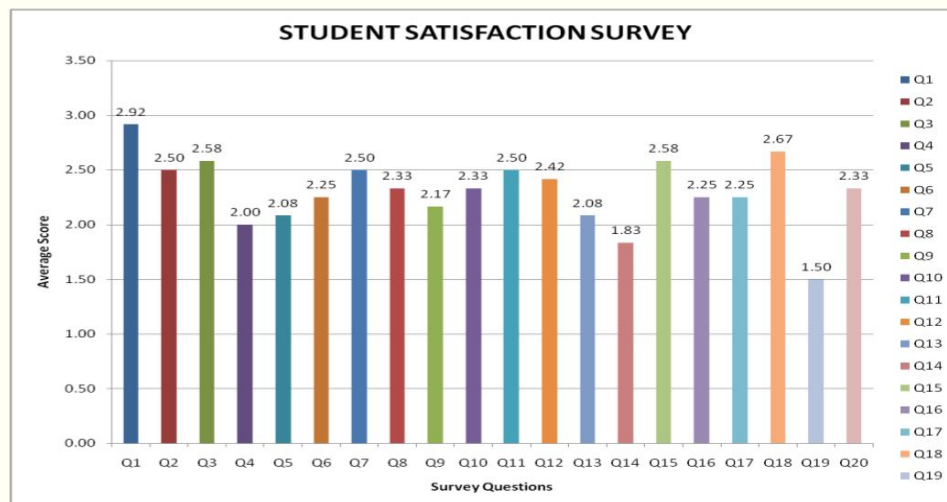
Aided Stream

Chemistry

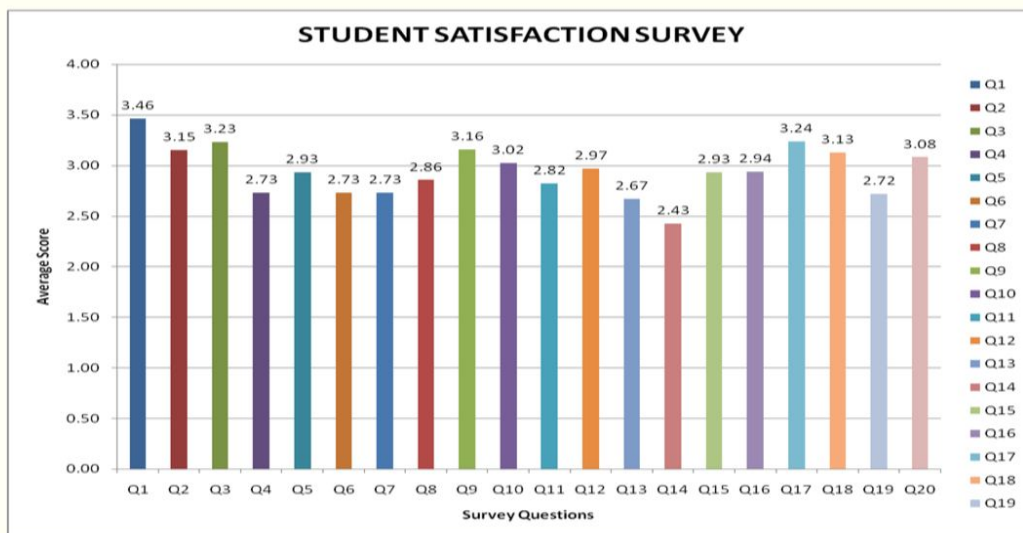
OVERALL RESPONSE – UG



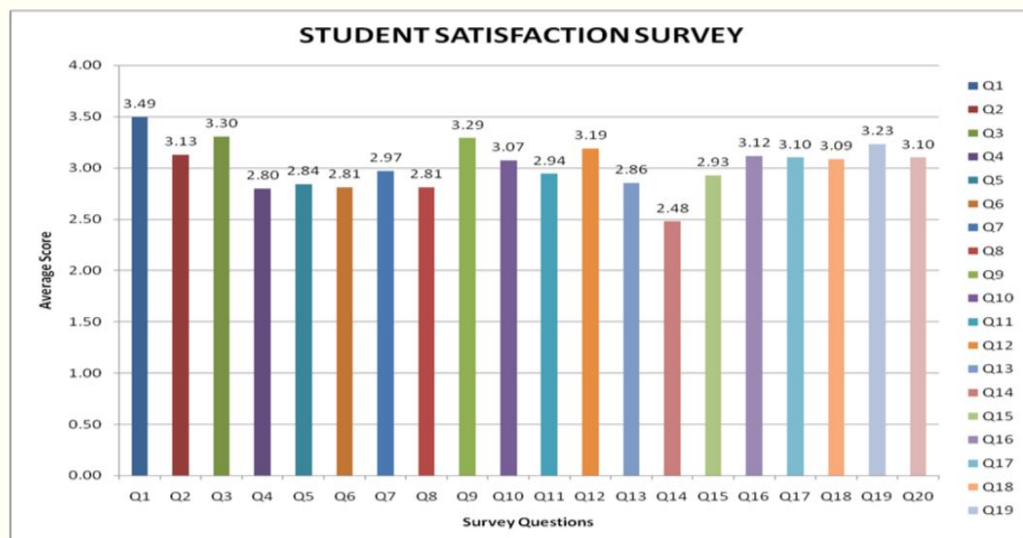
OVERALL RESPONSE – PG



OVERALL RESPONSE – UG

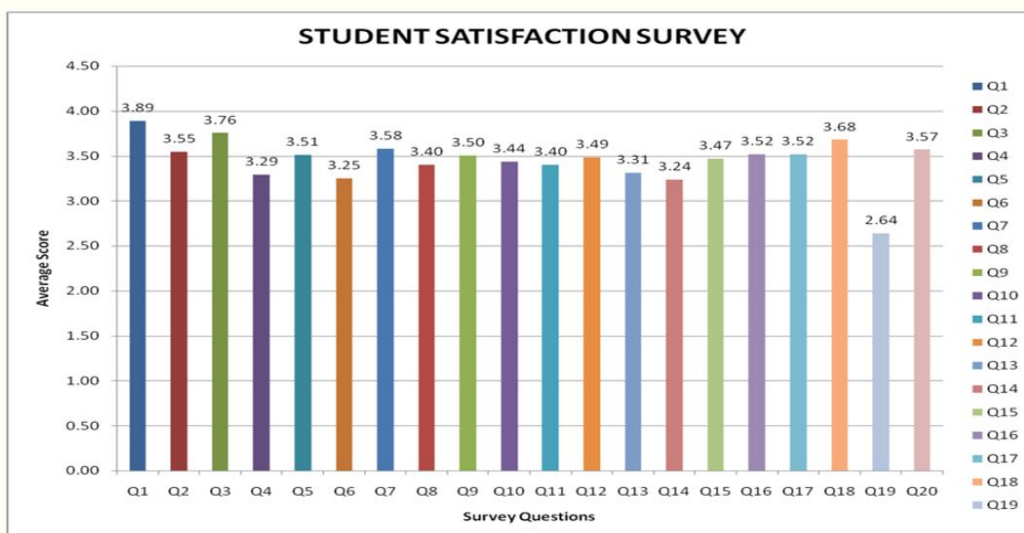


OVERALL RESPONSE – PG



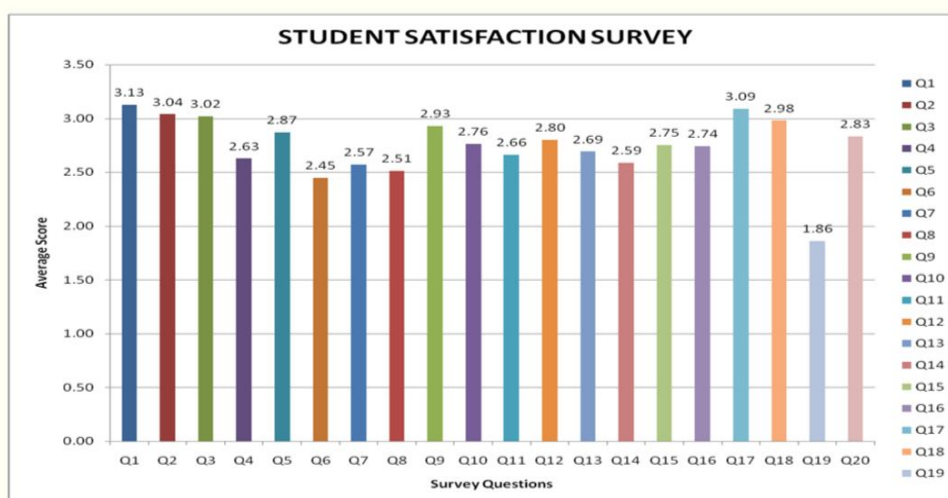
Corporate Secretaryship

OVERALL RESPONSE – UG

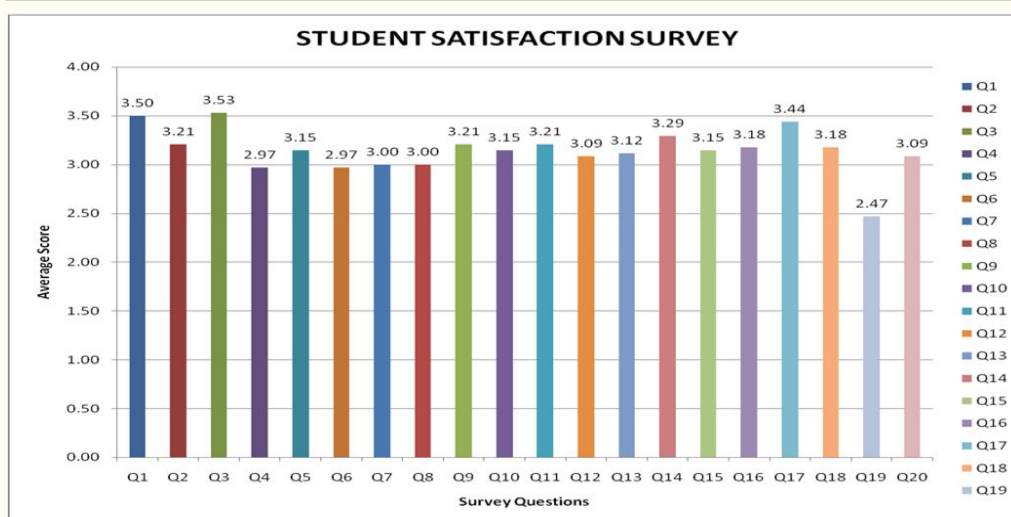


Economics

OVERALL RESPONSE – UG

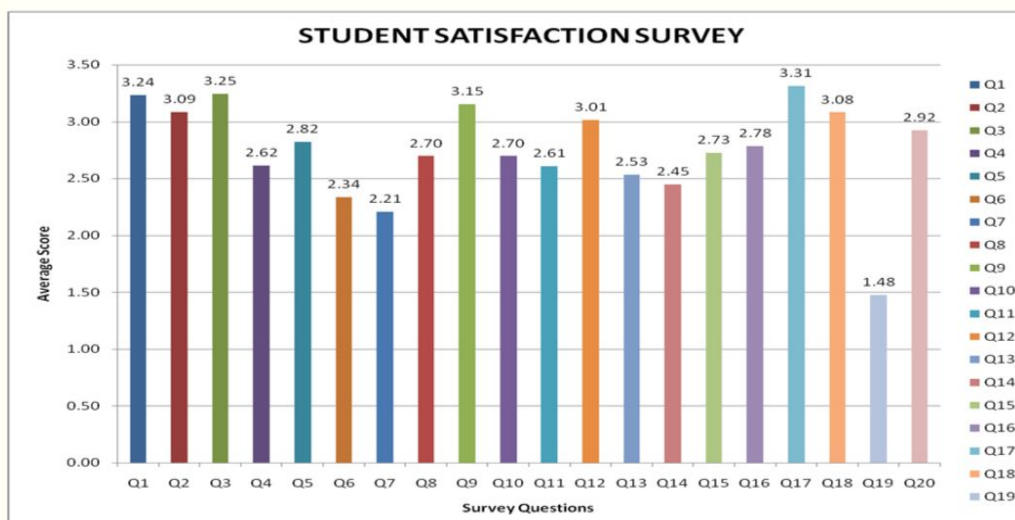


OVERALL RESPONSE – PG

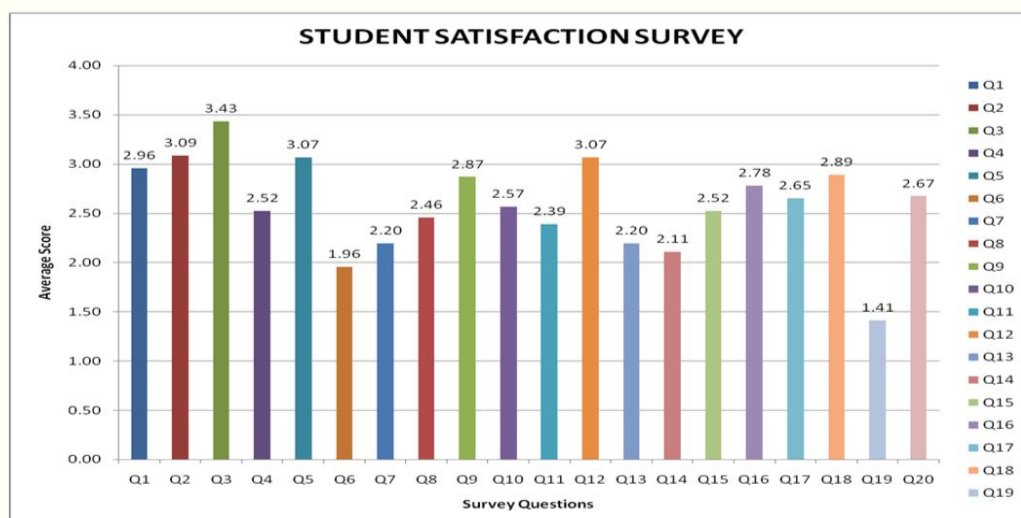


English

OVERALL RESPONSE – UG

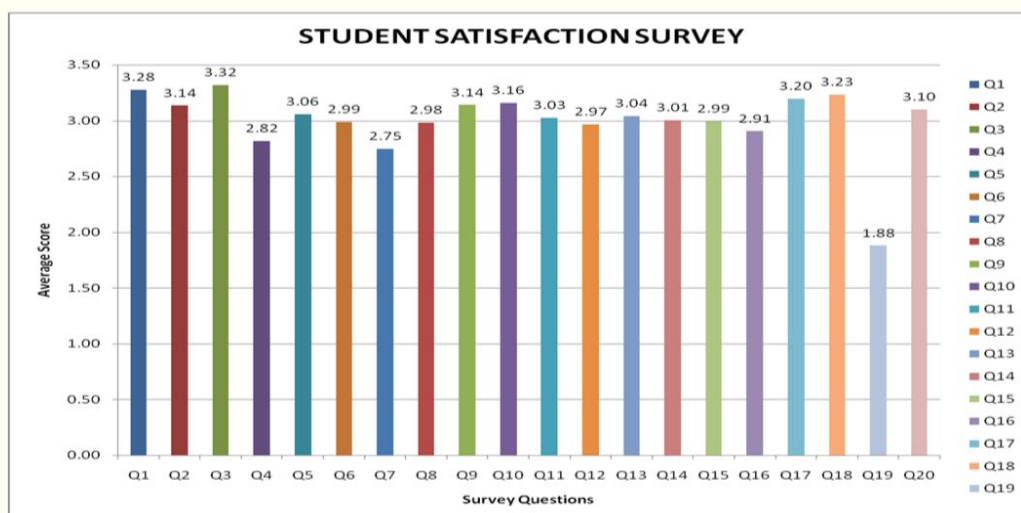


OVERALL RESPONSE – PG

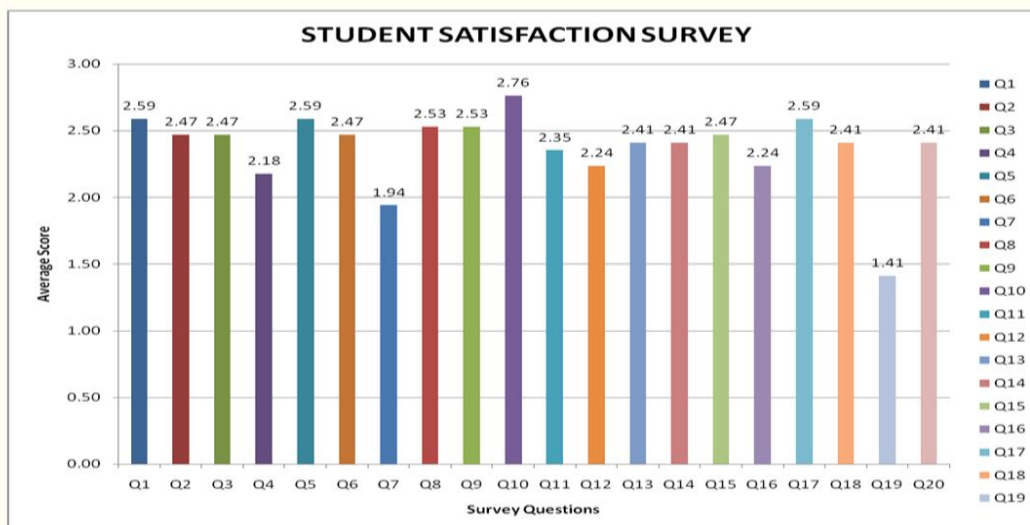


History & TTM

OVERALL RESPONSE – UG

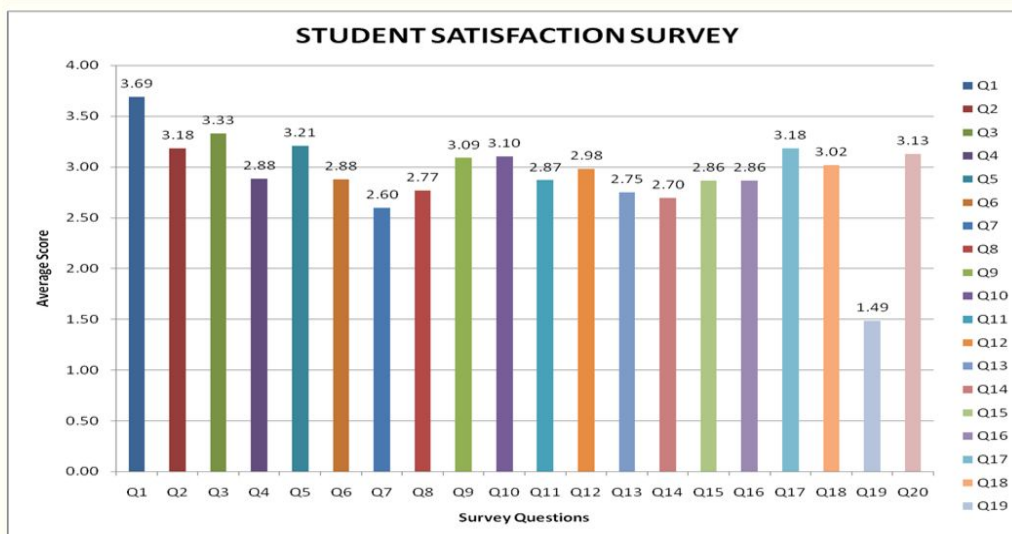


OVERALL RESPONSE – PG



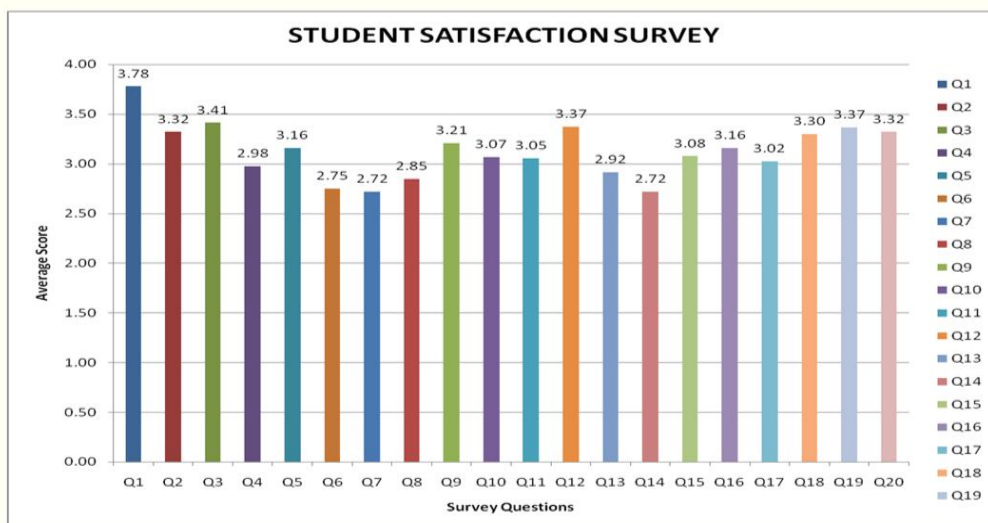
Mathematics

OVERALL RESPONSE – UG



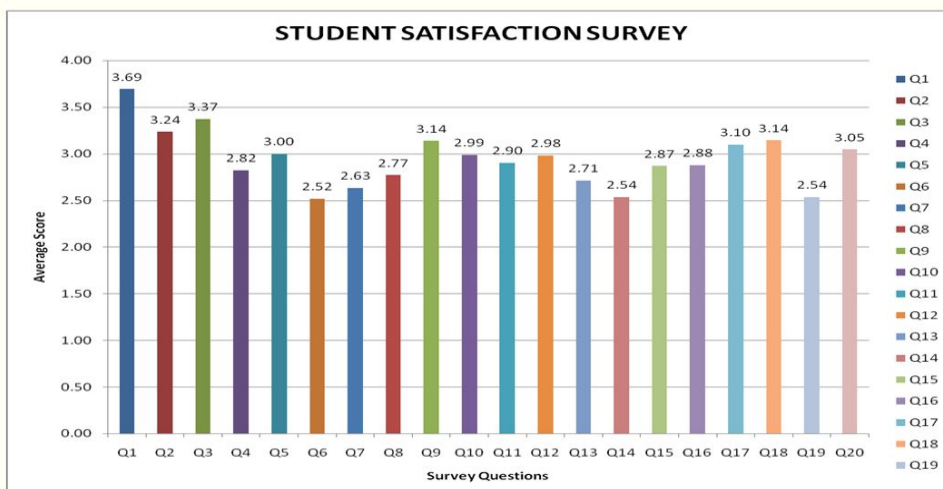
Nutrition, FSM & Dietetics

OVERALL RESPONSE – UG



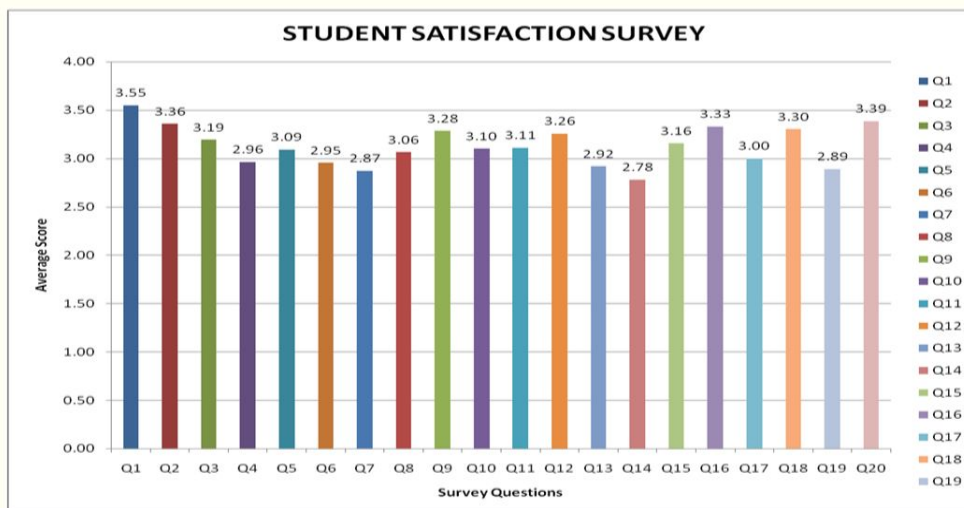
Physics

OVERALL RESPONSE – UG



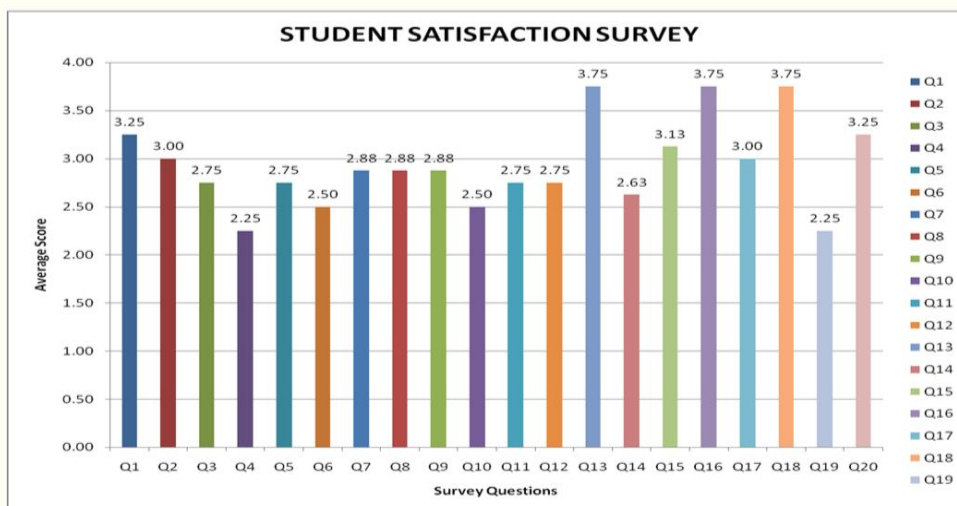
Plant Biology & Plant Biotechnology

OVERALL RESPONSE – UG

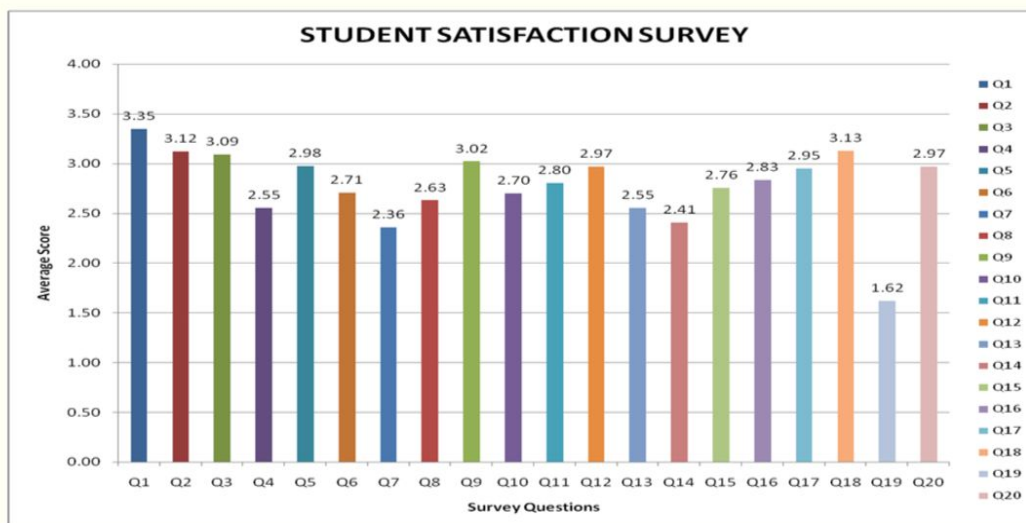


Tamil

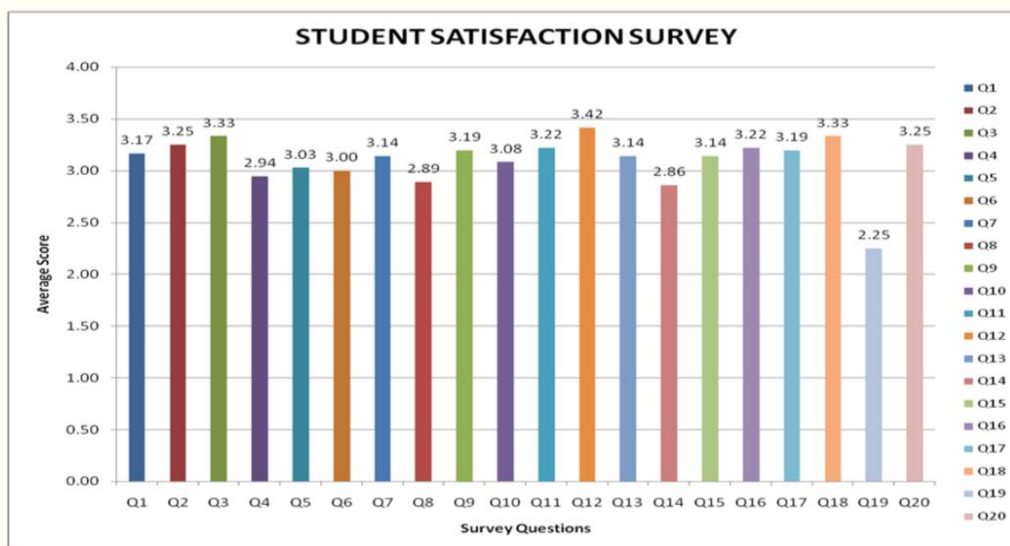
OVERALL RESPONSE – PG



OVERALL RESPONSE – UG



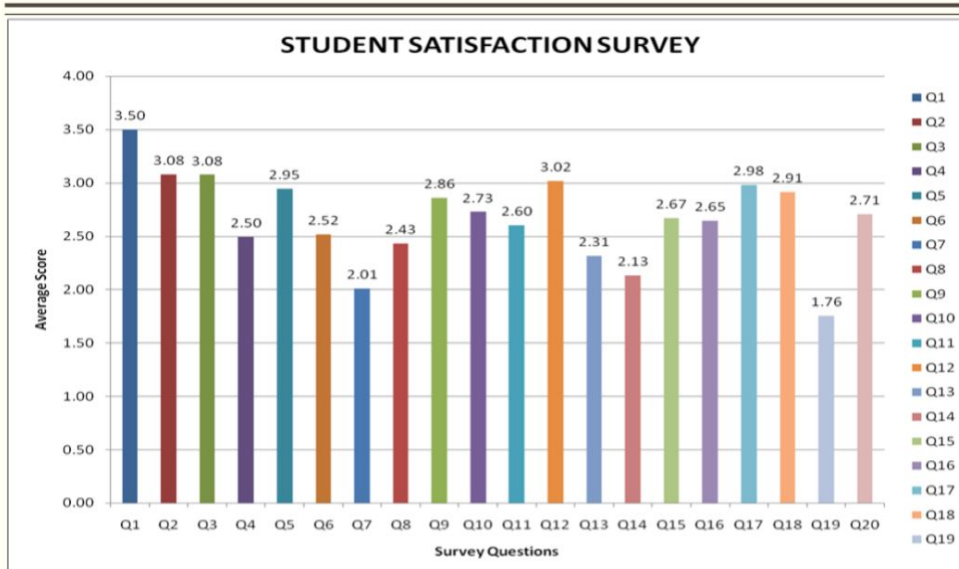
OVERALL RESPONSE – PG



Self-Supporting Stream

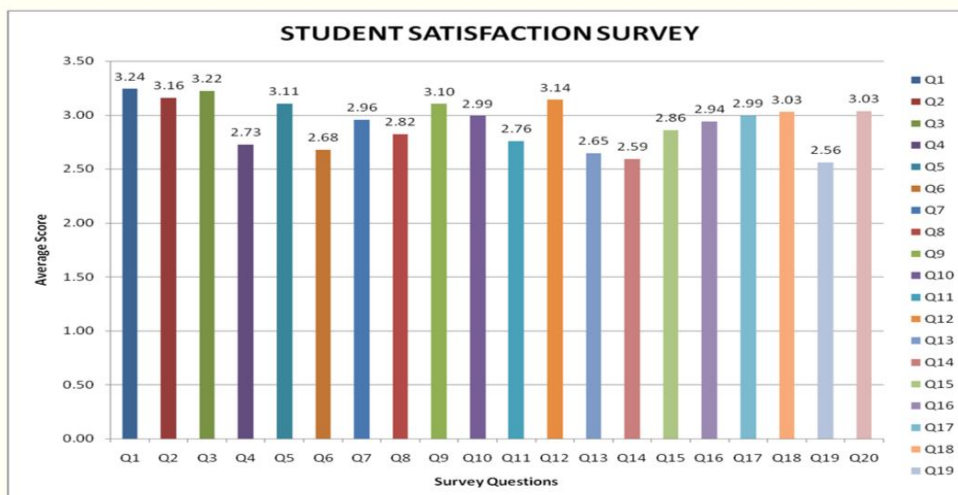
Accounting & Finance

OVERALL RESPONSE - UG

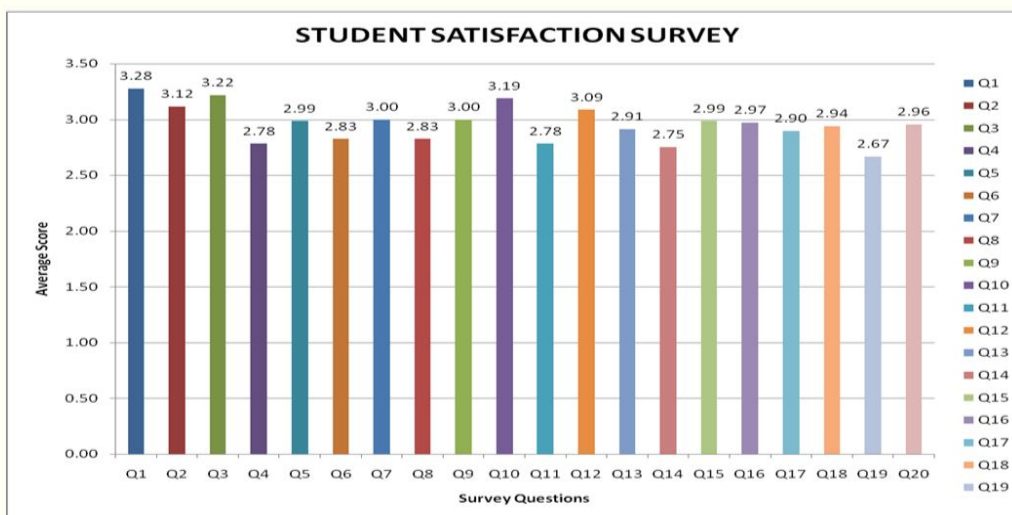


Bank Management

OVERALL RESPONSE – UG

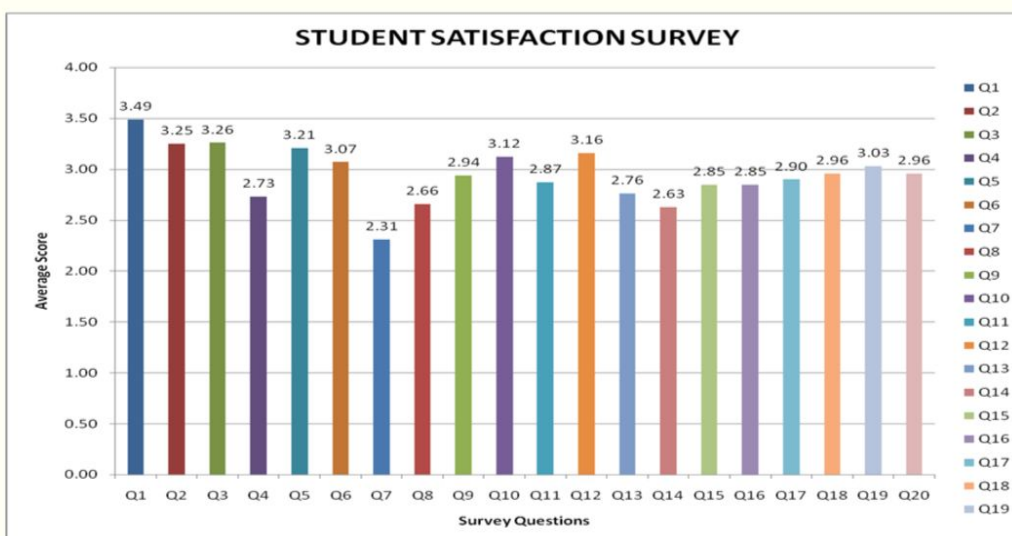


OVERALL RESPONSE – PG

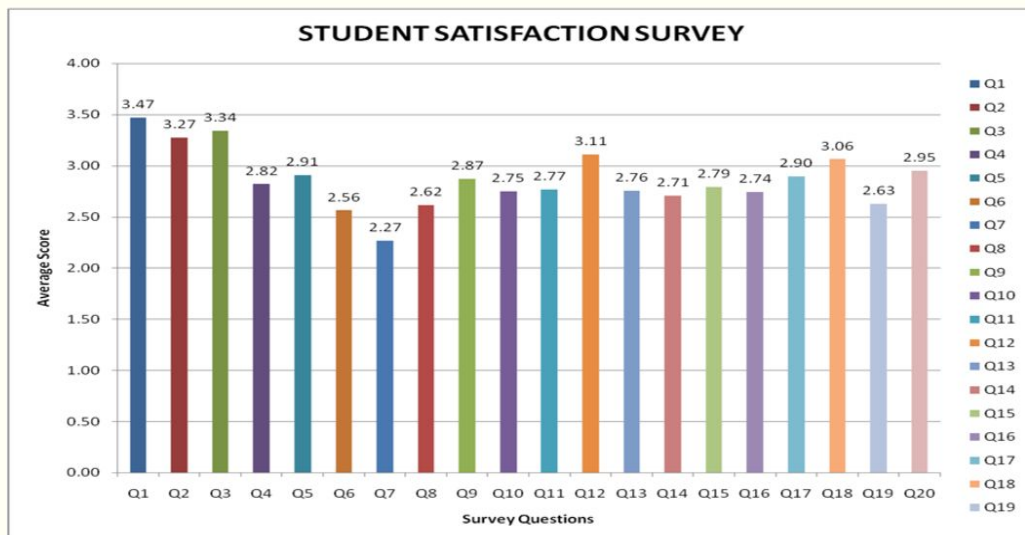


Bachelor of Computer Applications

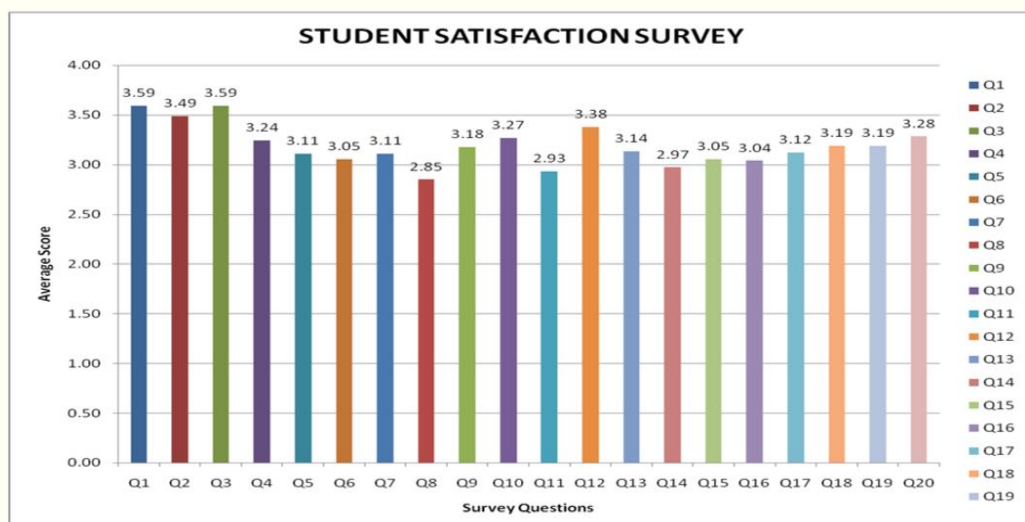
OVERALL RESPONSE – UG



OVERALL RESPONSE – UG

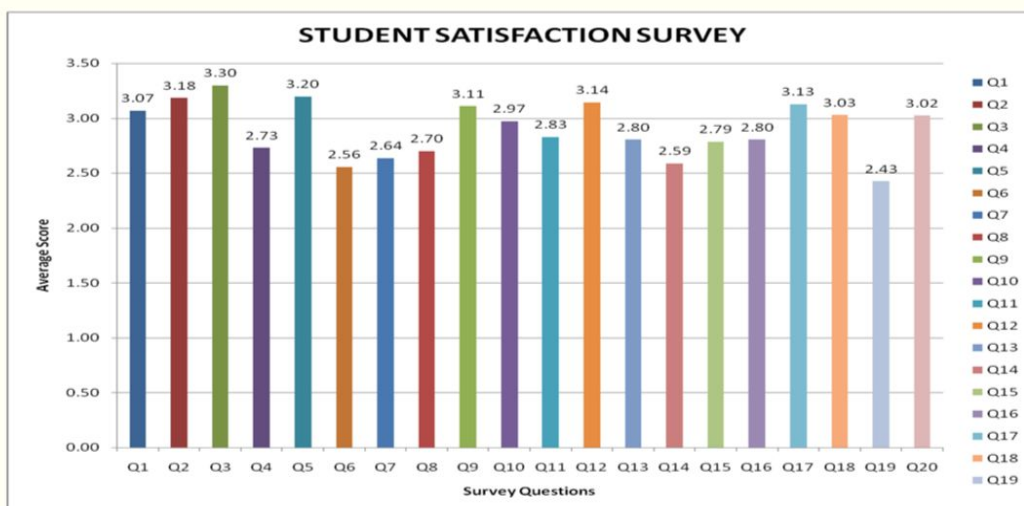


OVERALL RESPONSE – PG



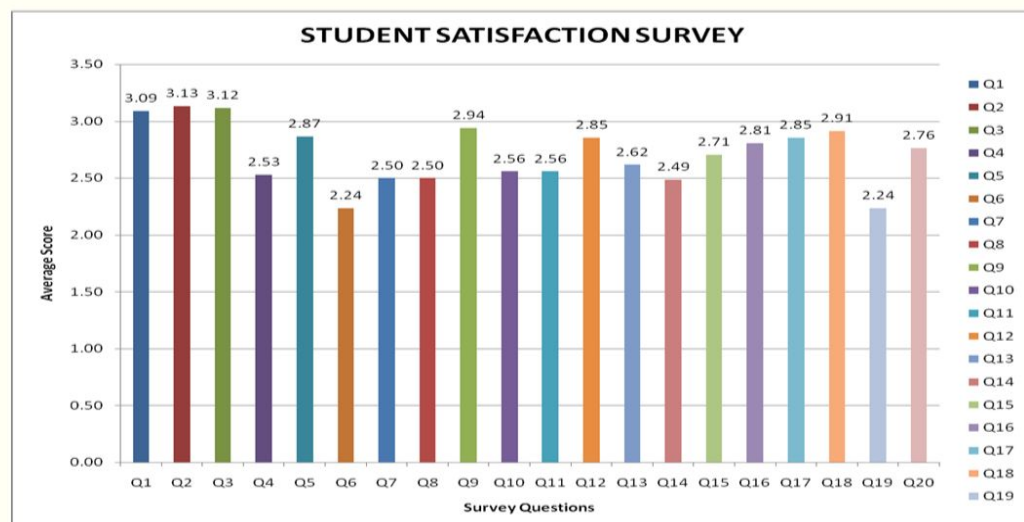
Business Administration

OVERALL RESPONSE – UG



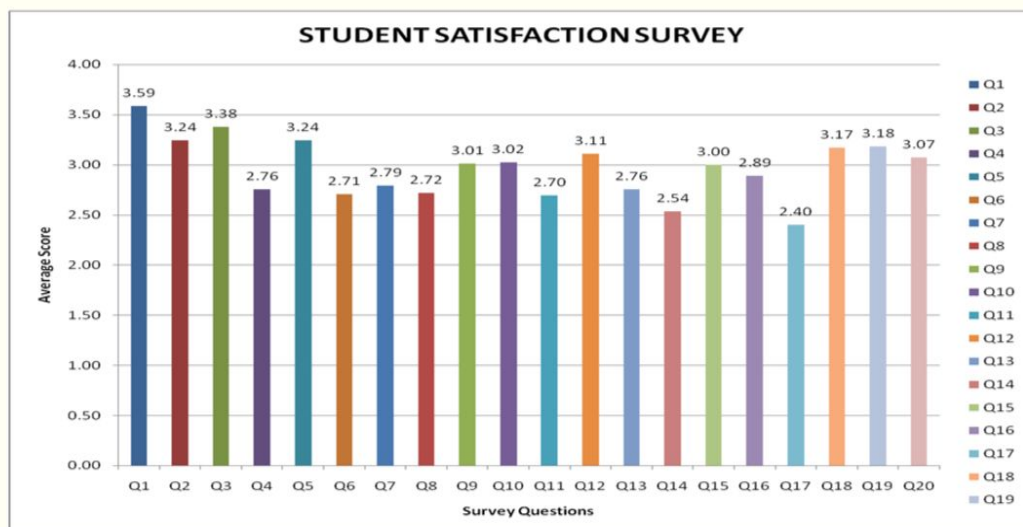
Business Economics

OVERALL RESPONSE – UG

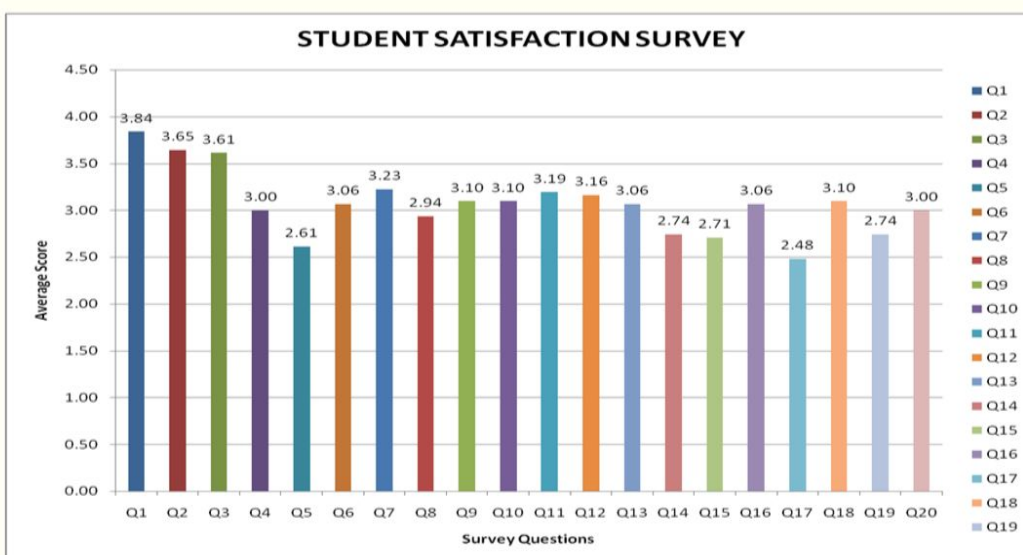


Clinical Nutrition & Dietetics

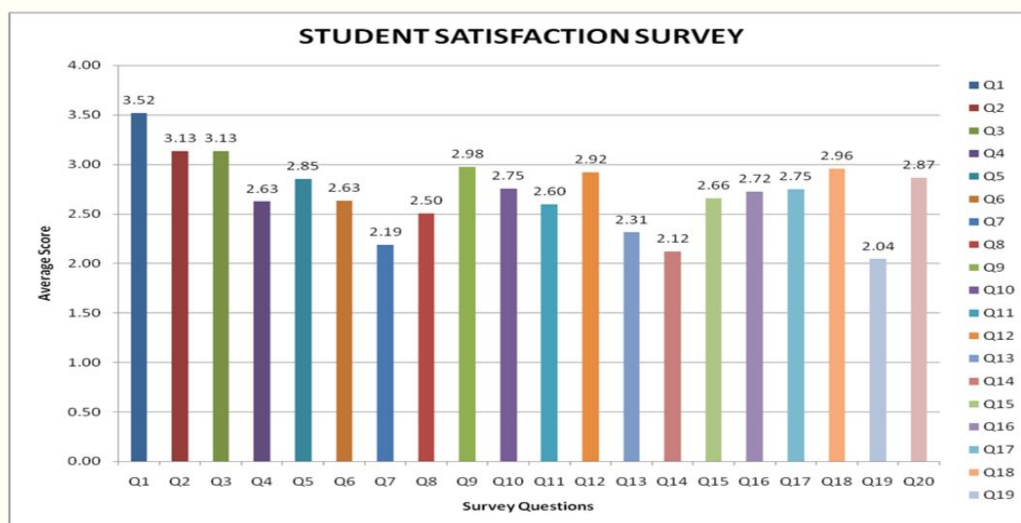
OVERALL RESPONSE – UG



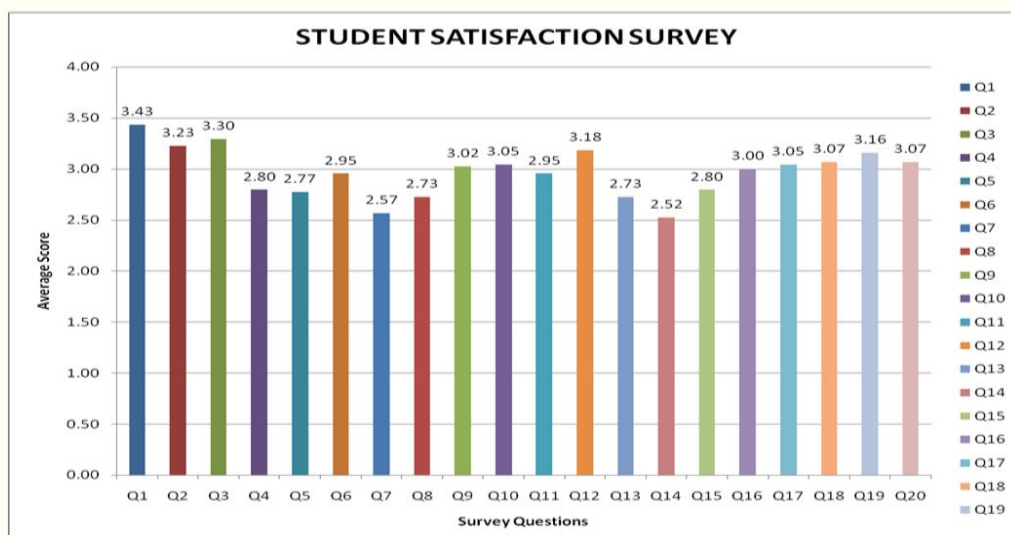
OVERALL RESPONSE – PG



OVERALL RESPONSE – UG

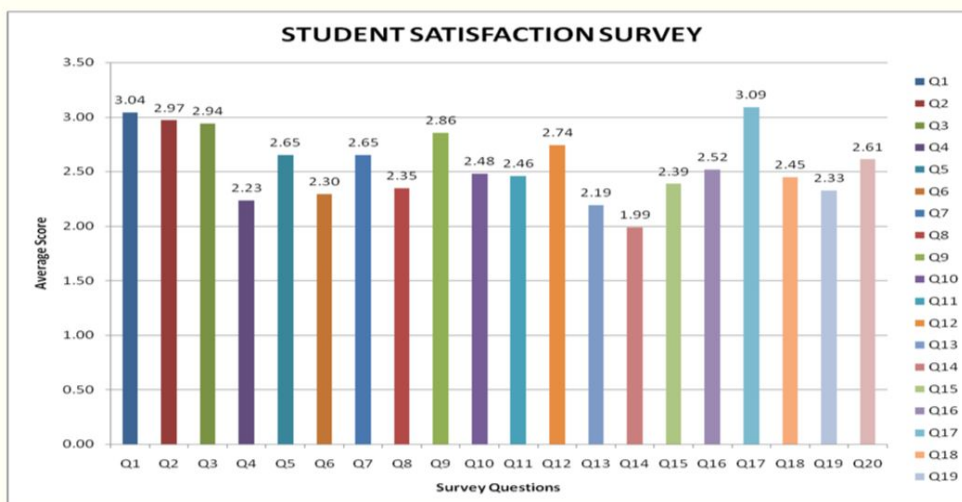


OVERALL RESPONSE – PG



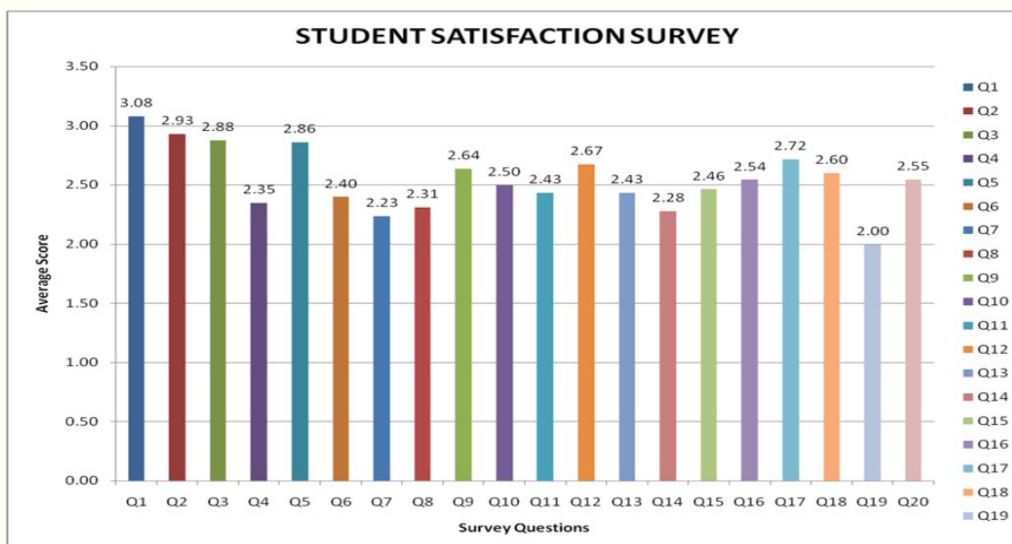
Commerce (Hons)

OVERALL RESPONSE – UG

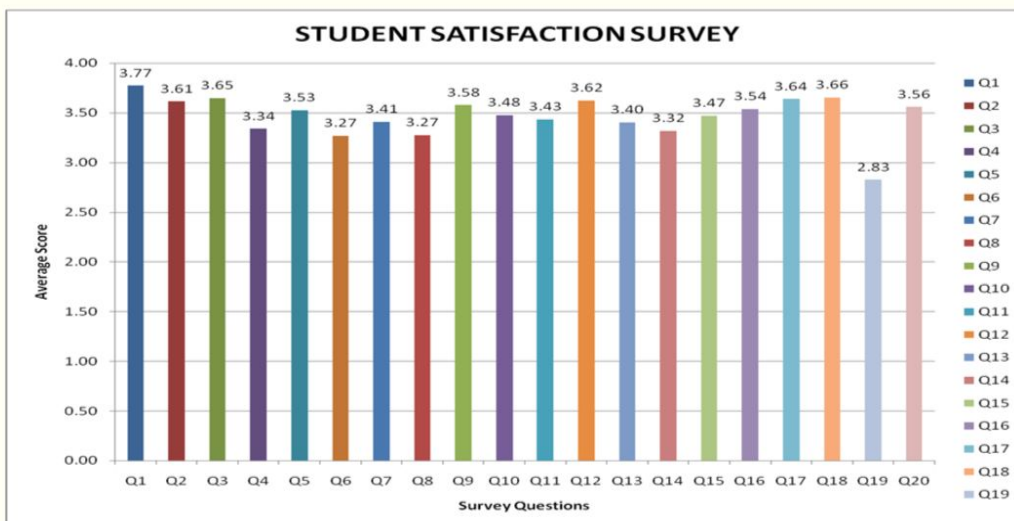


Computer Science

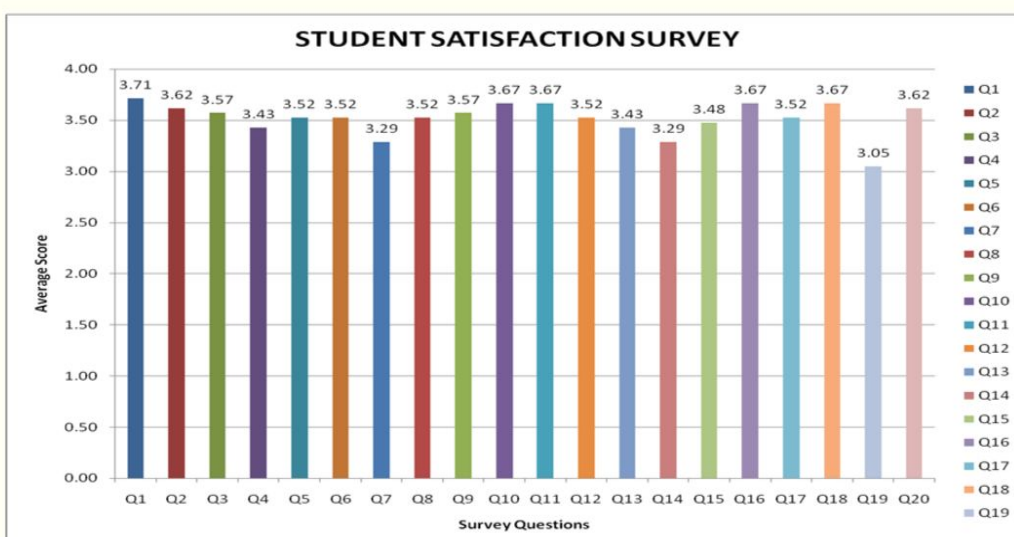
OVERALL RESPONSE – UG



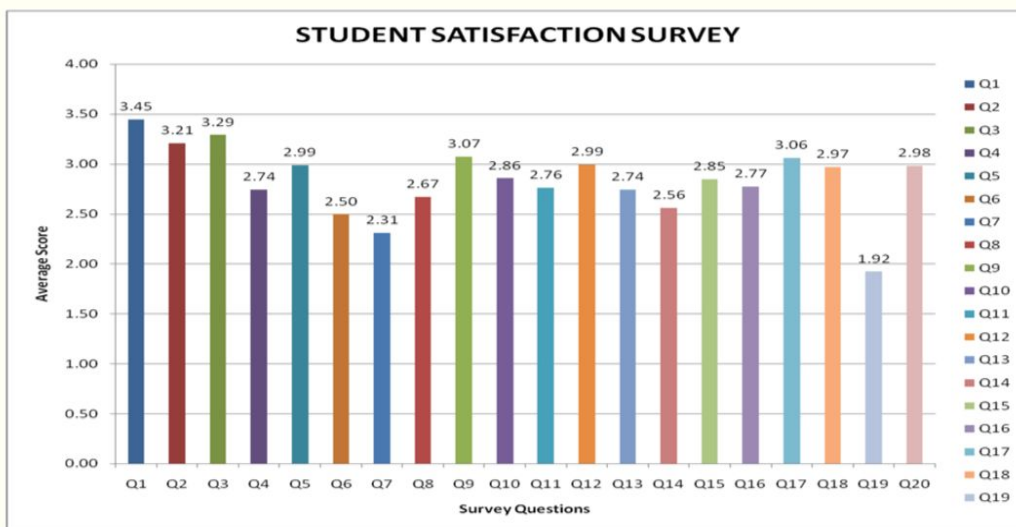
OVERALL RESPONSE – UG



OVERALL RESPONSE – PG

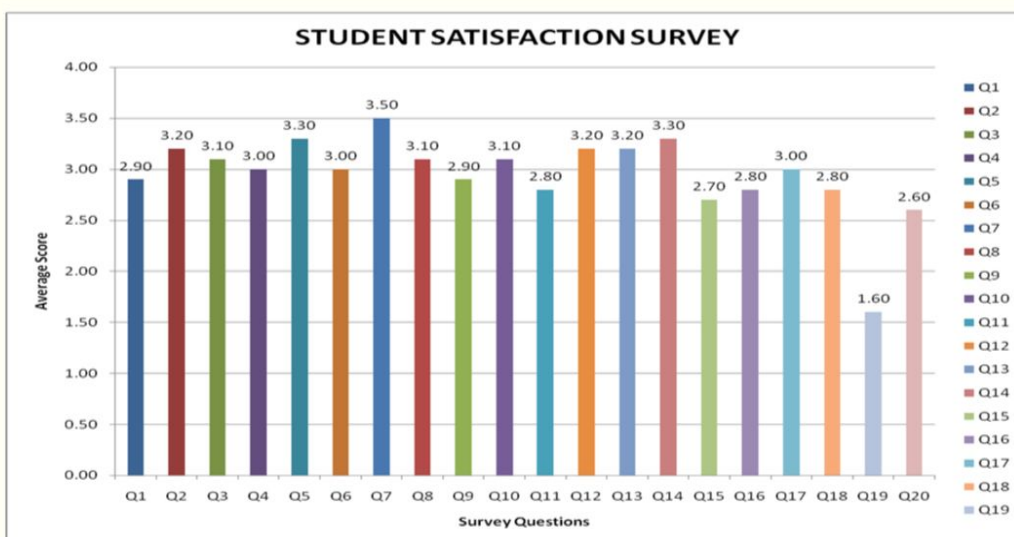


OVERALL RESPONSE – UG



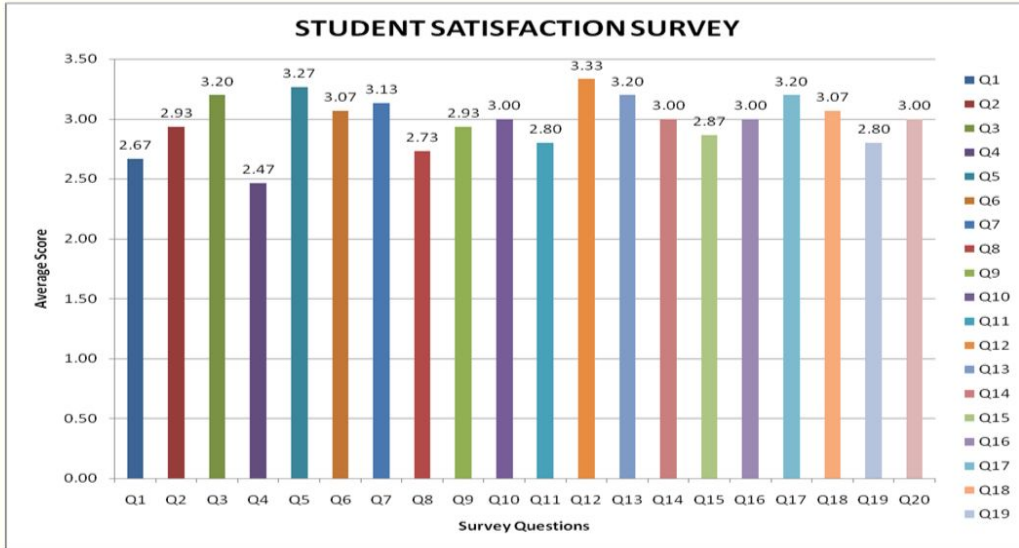
Human Rights & Duties Education

OVERALL RESPONSE – PG



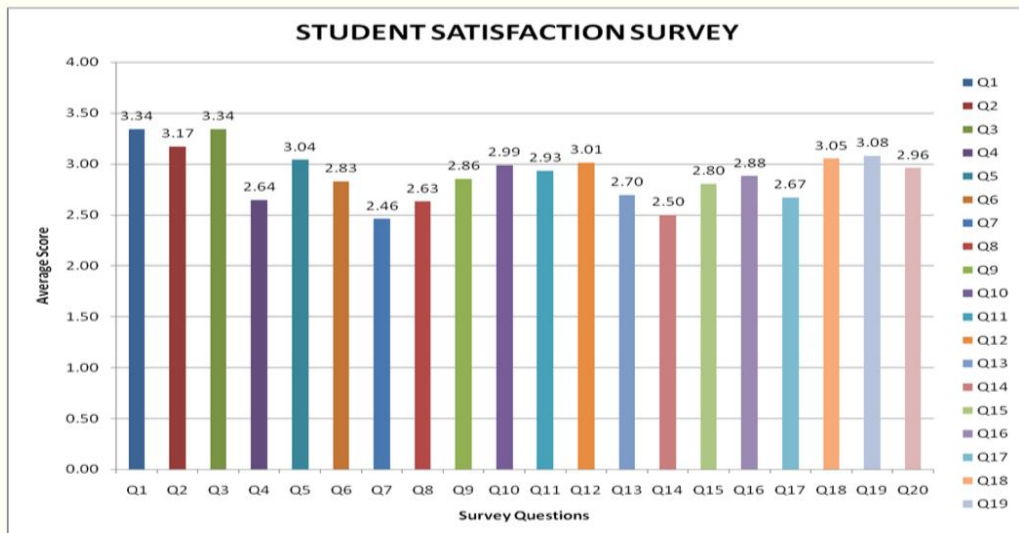
Journalism & Communication

OVERALL RESPONSE – PG

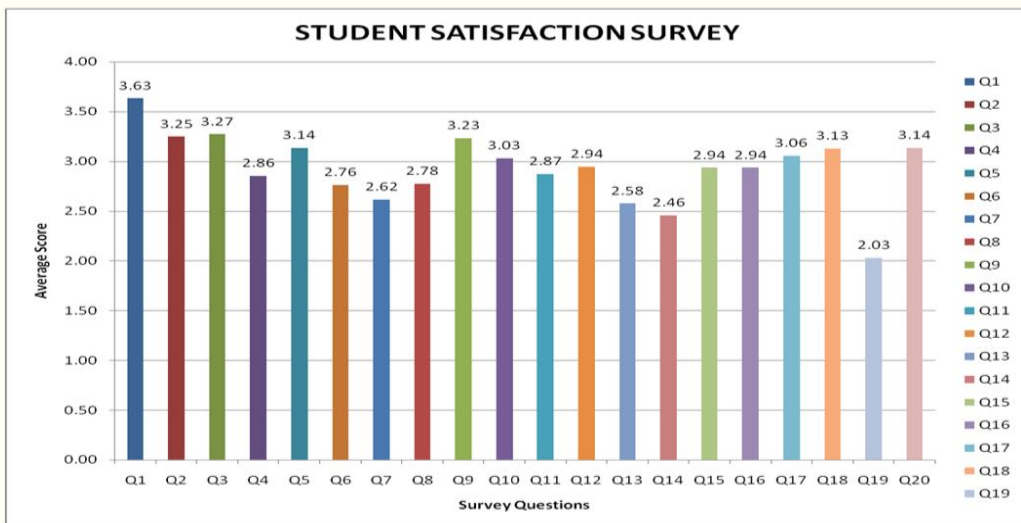


Master of Computer Applications

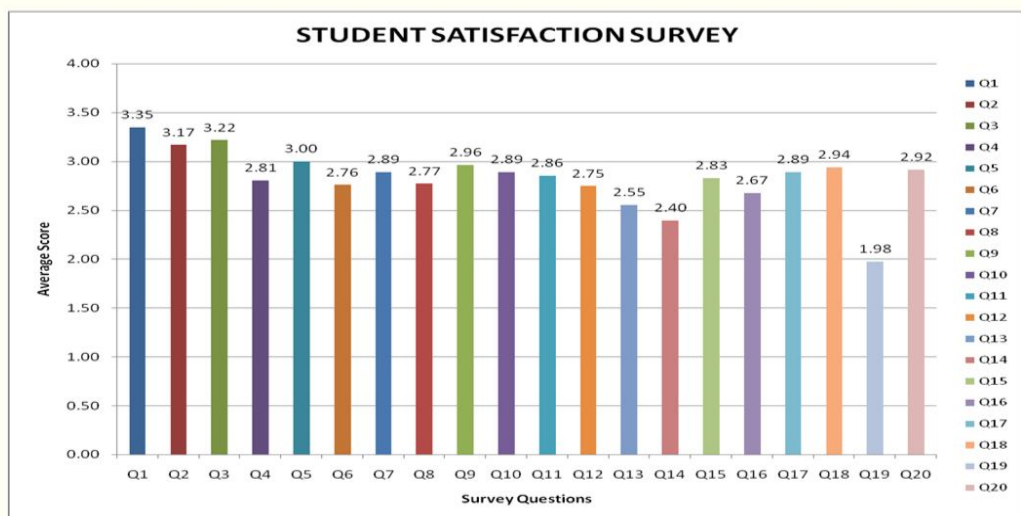
OVERALL RESPONSE – PG



OVERALL RESPONSE – UG

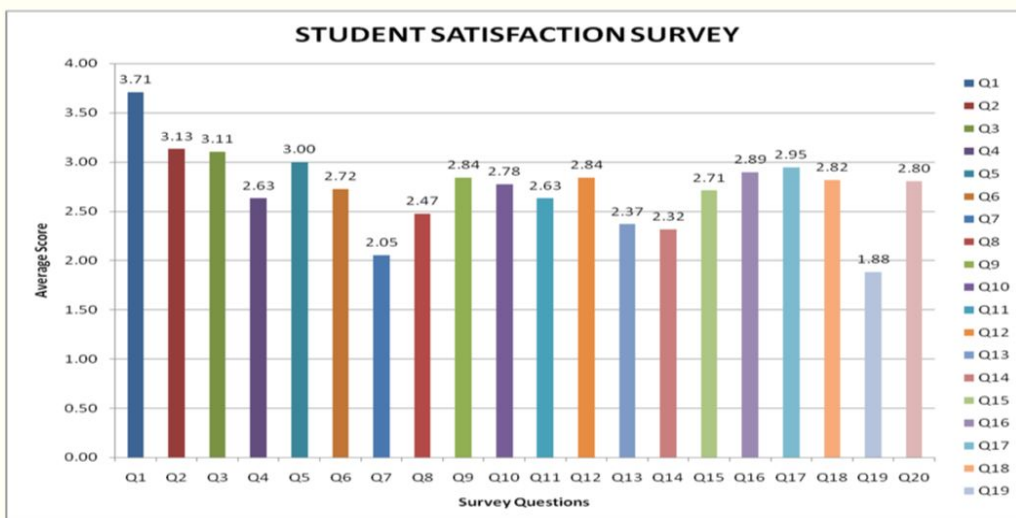


OVERALL RESPONSE – PG



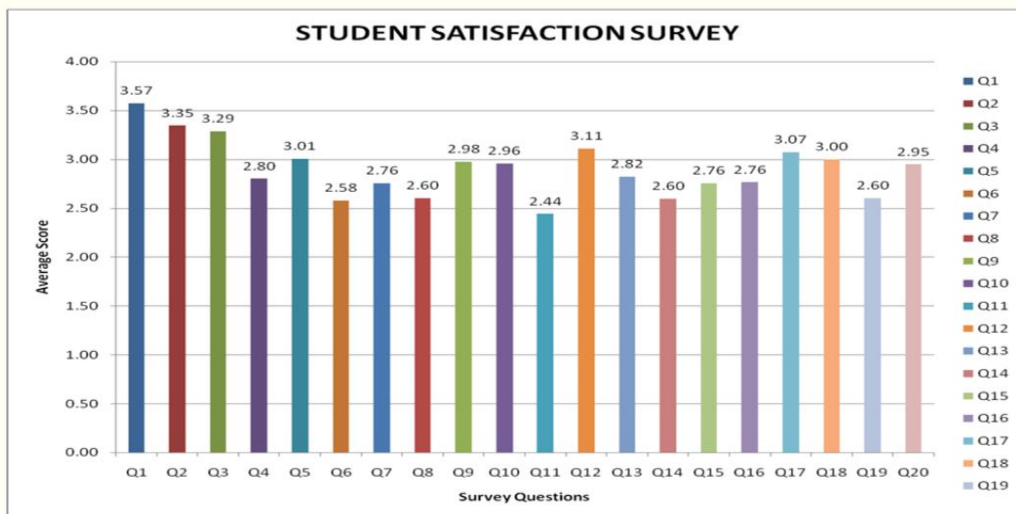
Maths with Computer Applications

OVERALL RESPONSE – UG

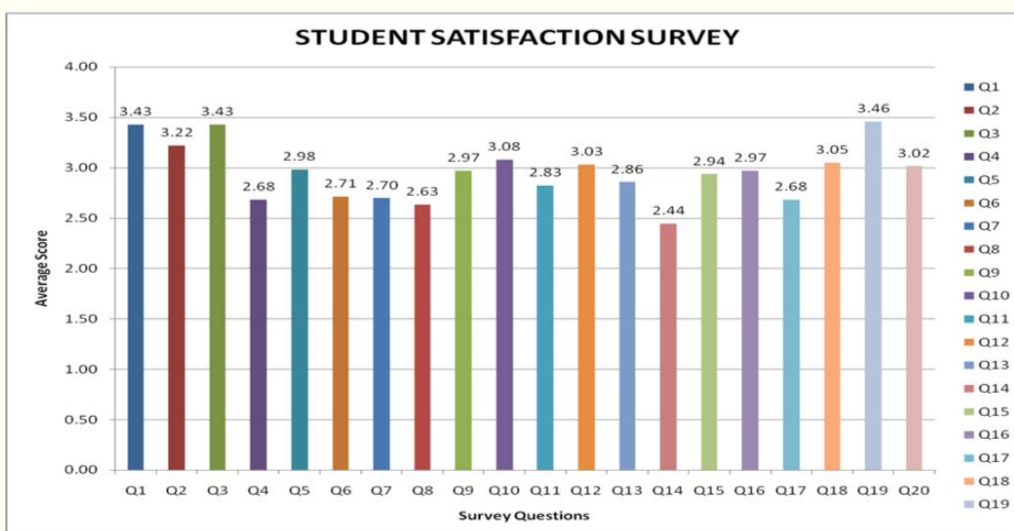


Microbiology

OVERALL RESPONSE – UG

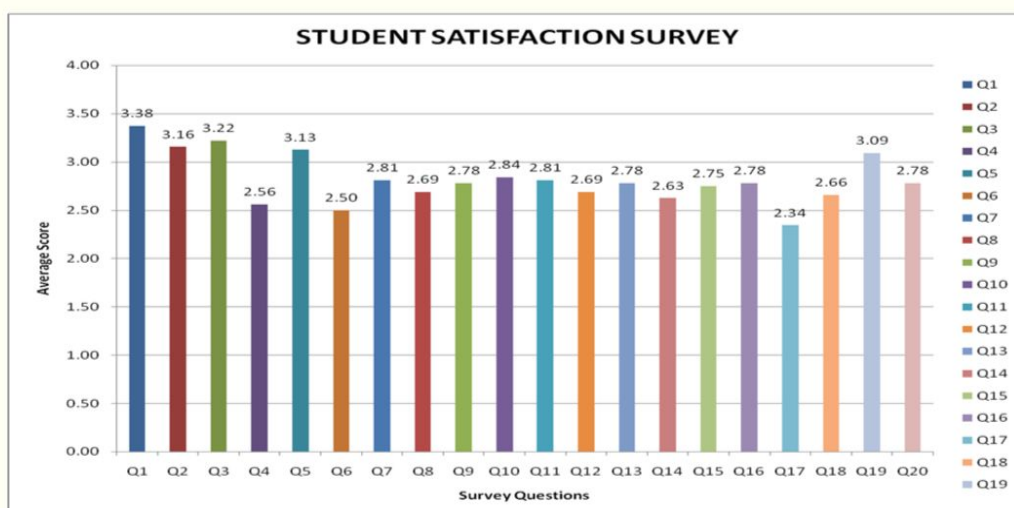


OVERALL RESPONSE – PG

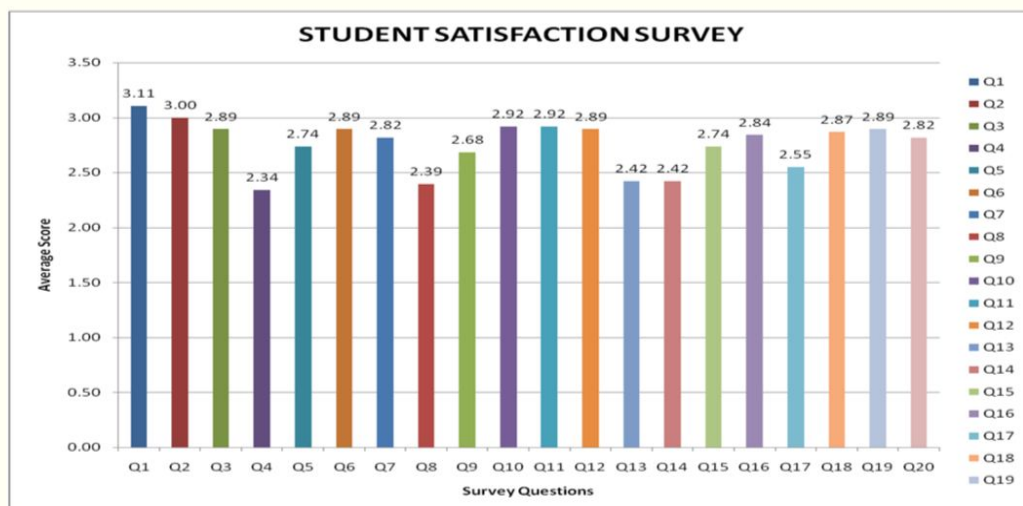


Physics

OVERALL RESPONSE – PG

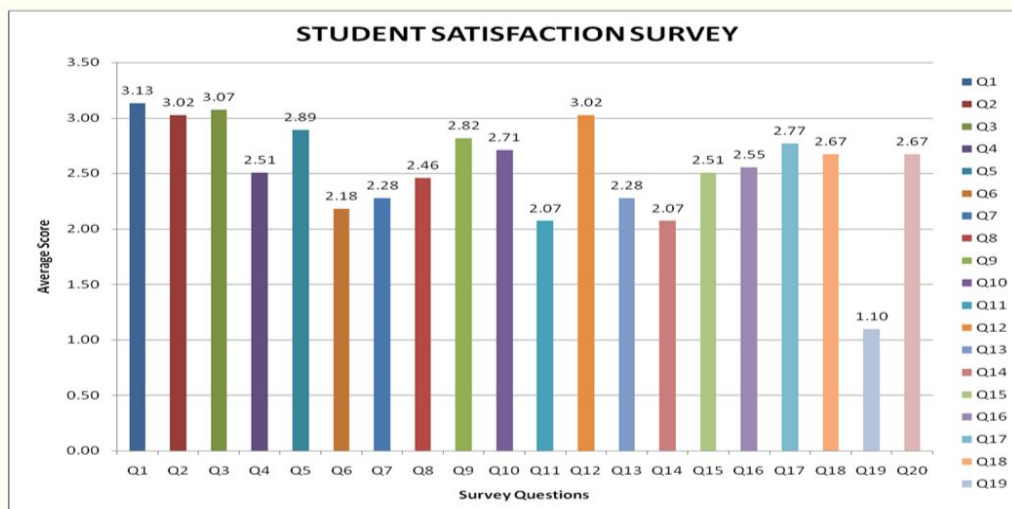


OVERALL RESPONSE – PG



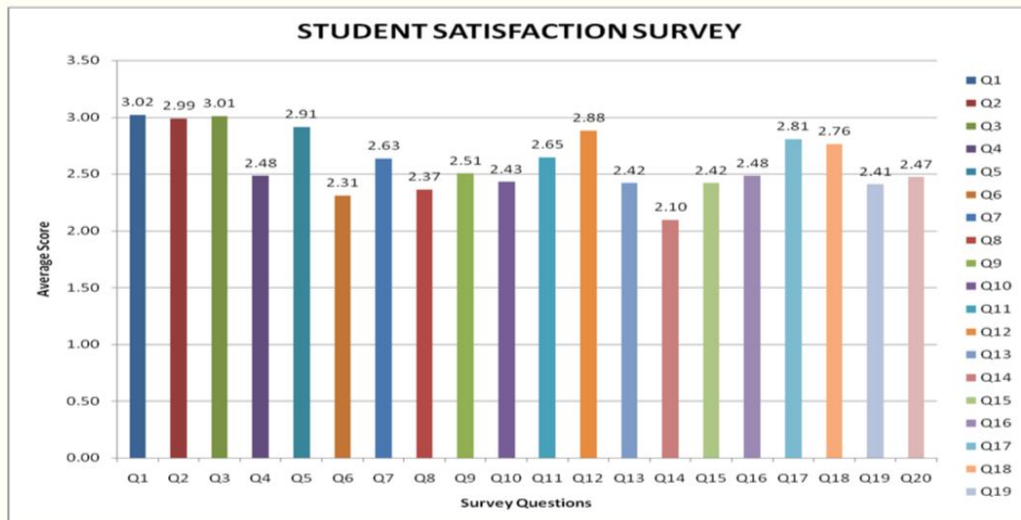
Psychology

OVERALL RESPONSE – UG



Visual Communication

OVERALL RESPONSE – UG



----- Thank You -----