

ETHIRAJ COLLEGE FOR WOMEN (Autonomous)
Chennai – 600 008
Affiliated to the University of Madras
College with Potential for Excellence
Reaccredited with A+ Grade by NAAC



**STUDENT SATISFACTION SURVEY
REPORT
2023-2024**



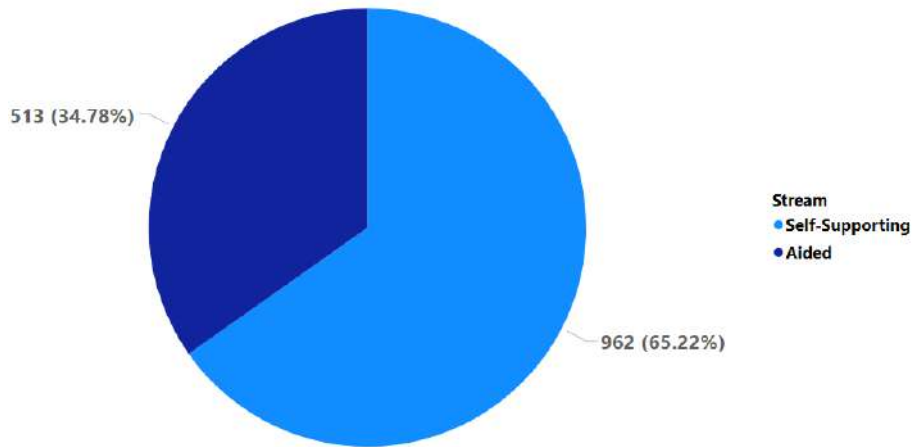
ETHIRAJ COLLEGE FOR WOMEN (Autonomous)

Chennai – 600 008

*Affiliated to the University of Madras
College with Potential for Excellence
Reaccredited with A+ Grade by NAAC*

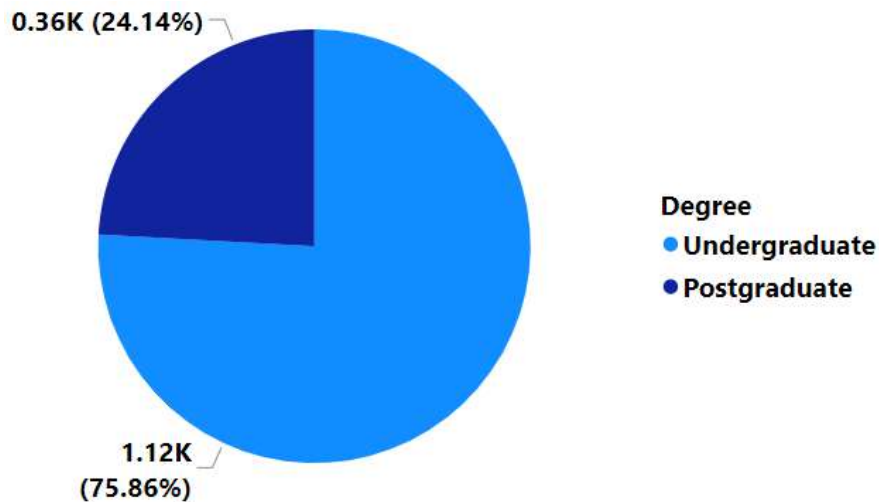
RESPONDENTS

Stream -Aided/Self Supporting



Stream	Number of Responses
Self-Supporting	962
Aided	513

Degree



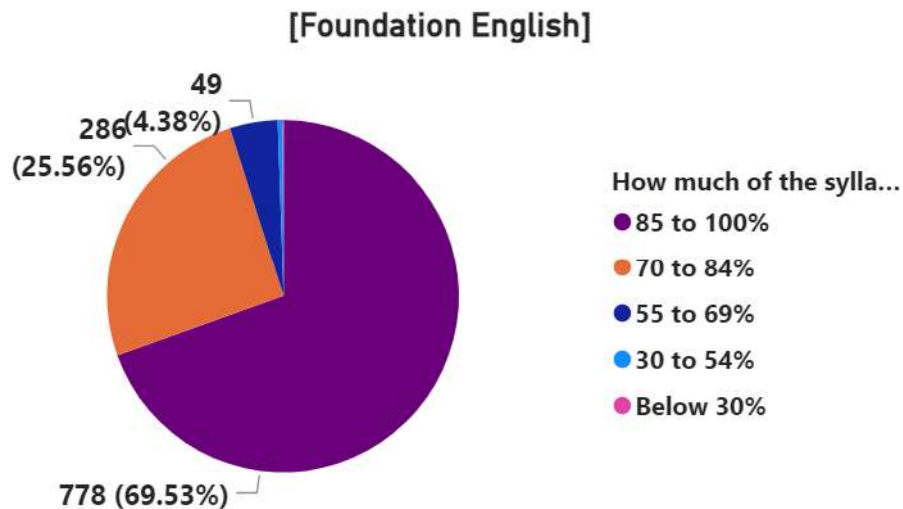
Degree	Number of Responses
Undergraduate	1119
Postgraduate	356



Feedback from Undergraduate Students on Teaching Learning and Evaluation

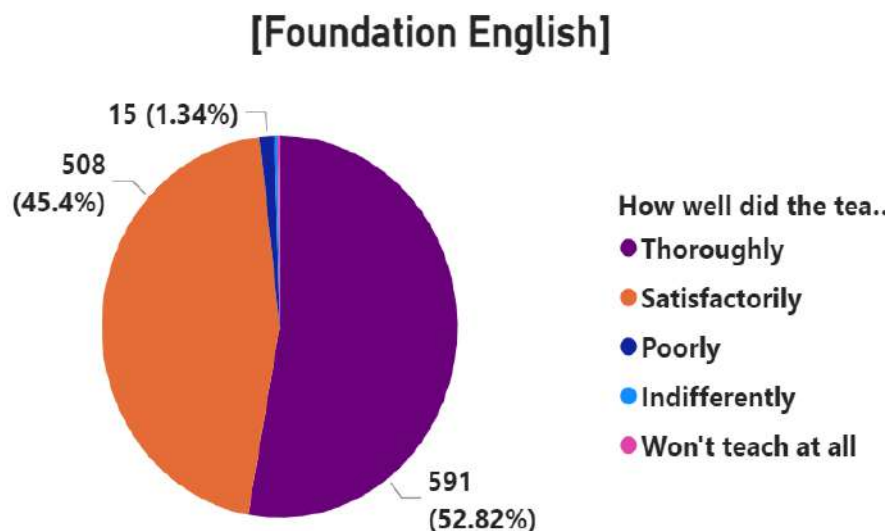
Foundation English

1. How much of the syllabus was covered in the class?



How much of the syllabus was covered in the class?	
Options	Number of Responses
85 to 100%	778
70 to 84%	286
55 to 69%	49
30 to 54%	5
Below 30%	1

2. How well did the teachers prepare for the classes?

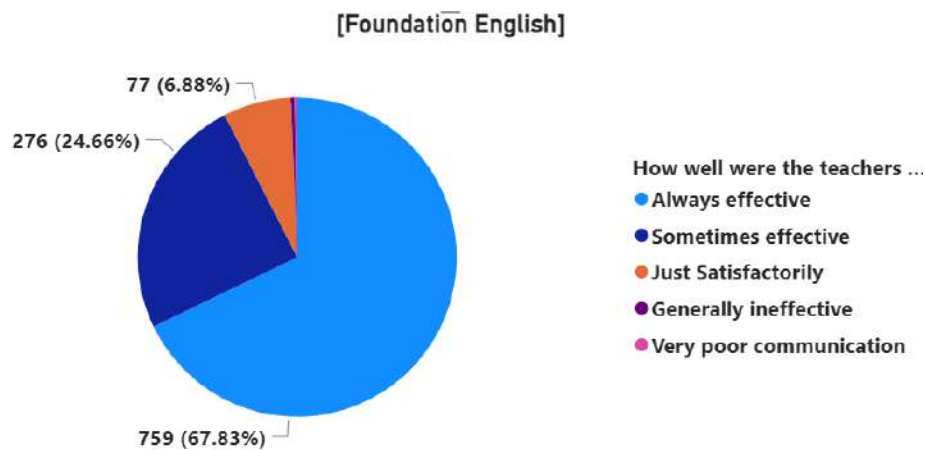




ETHIRAJ COLLEGE FOR WOMEN (Autonomous)
Chennai – 600 008

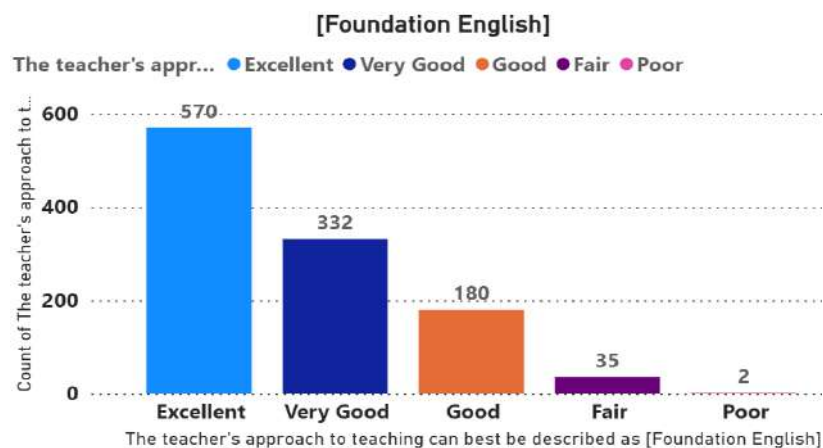
How well did the teachers prepare for the classes?	
Options	Number of Responses
Thoroughly	591
Satisfactory	508
Poorly	15
Indifferently	3
Won't teach at all	2

3. How well were the teachers able to communicate?



How well were the teachers able to communicate?	
Options	Number of Responses
Always effective	759
Sometimes effective	276
Just Satisfactory	77
Generally ineffective	4
Very poor communication	3

4. The teacher's approach to teaching can best be described as

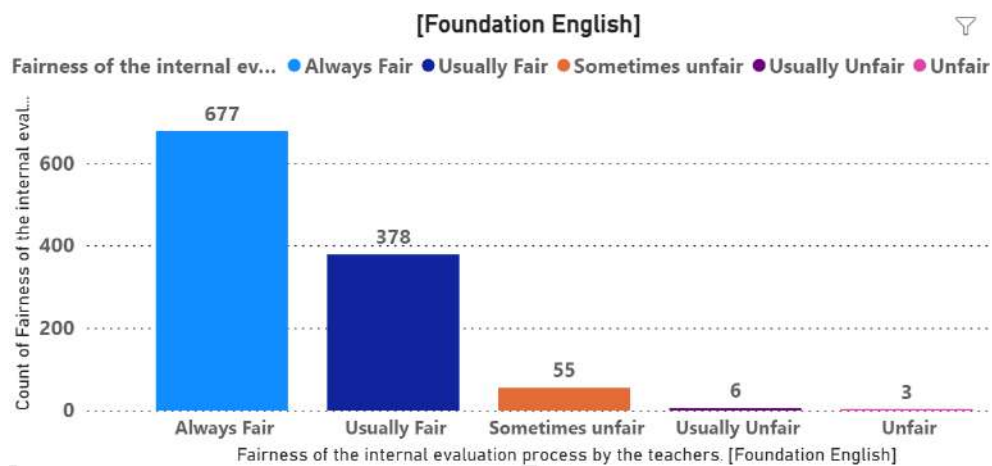




ETHIRAJ COLLEGE FOR WOMEN (Autonomous)
Chennai – 600 008

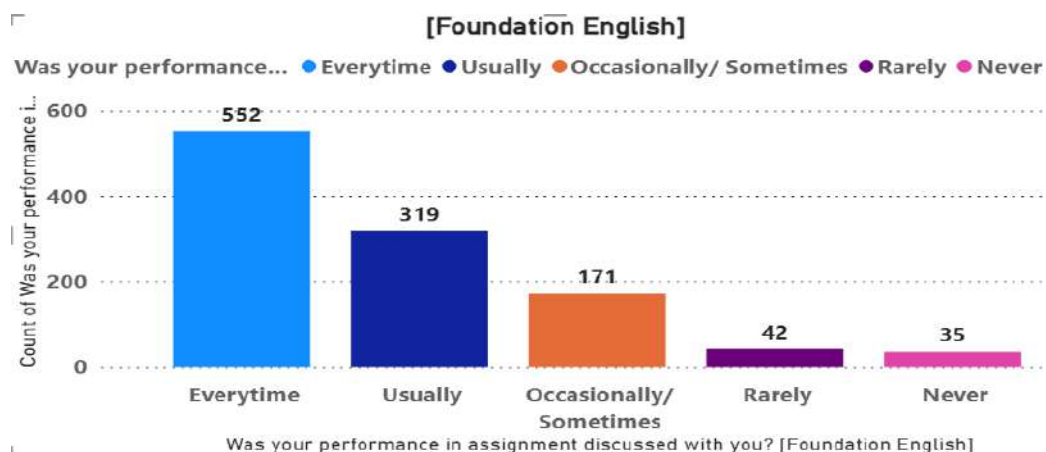
The teacher's approach to teaching can best be described as	
Options	Number of Responses
Excellent	570
Very good	322
Good	180
Fair	35
Poor	3

5. Fairness of the internal evaluation process by the teachers.



Fairness of the internal evaluation process by the teachers.	
Options	Number of Responses
Always Fair	677
Usually Fair	378
Sometimes Unfair	55
Usually fair	6
Unfair	3

6. Was your performance in assignment discussed with you?

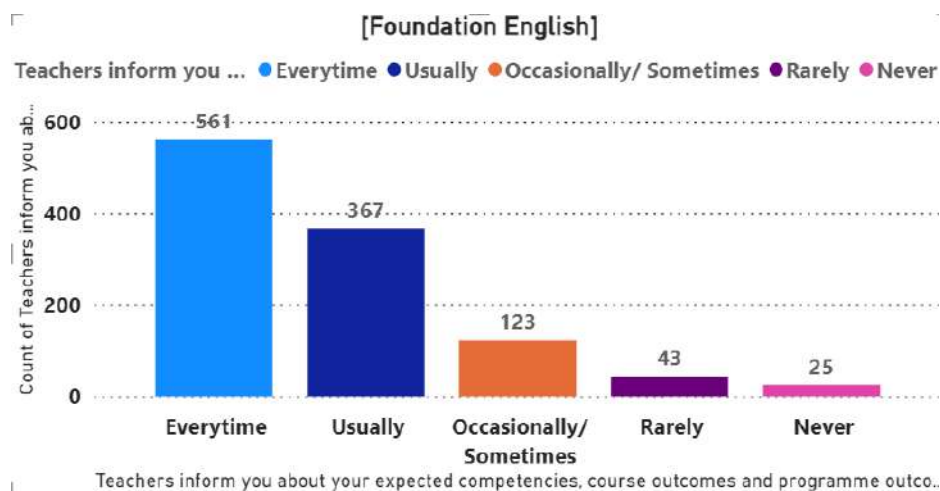




ETHIRAJ COLLEGE FOR WOMEN (Autonomous)
Chennai – 600 008

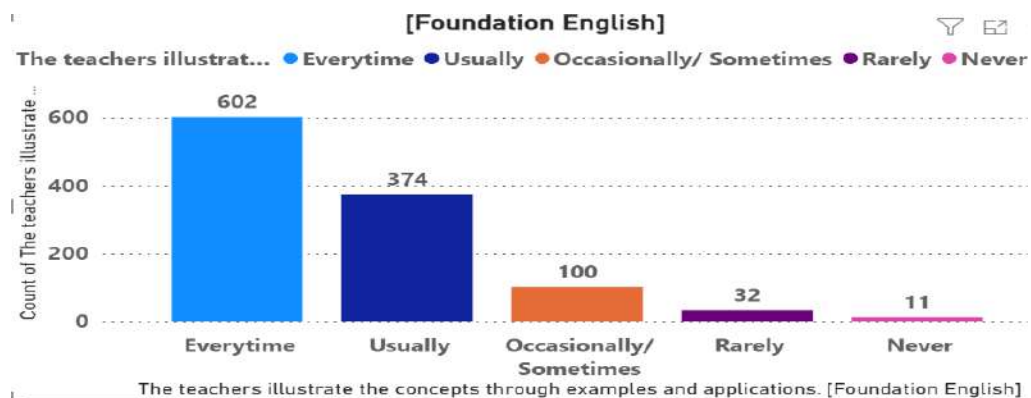
Was your performance in assignment discussed with you?	
Options	Number of Responses
Everytime	552
Usually	319
Occasionally/Sometimes	171
Rarely	42
Never	35

7. Teachers inform you about your expected competencies, course_outcomes and programme outcomes.



Teachers inform you about your expected competencies, course_outcomes and programme outcomes.	
Options	Number of Responses
Everytime	561
Usually	367
Occasionally/Sometimes	123
Rarely	43
Never	25

8. The teachers illustrate the concepts through examples and applications.

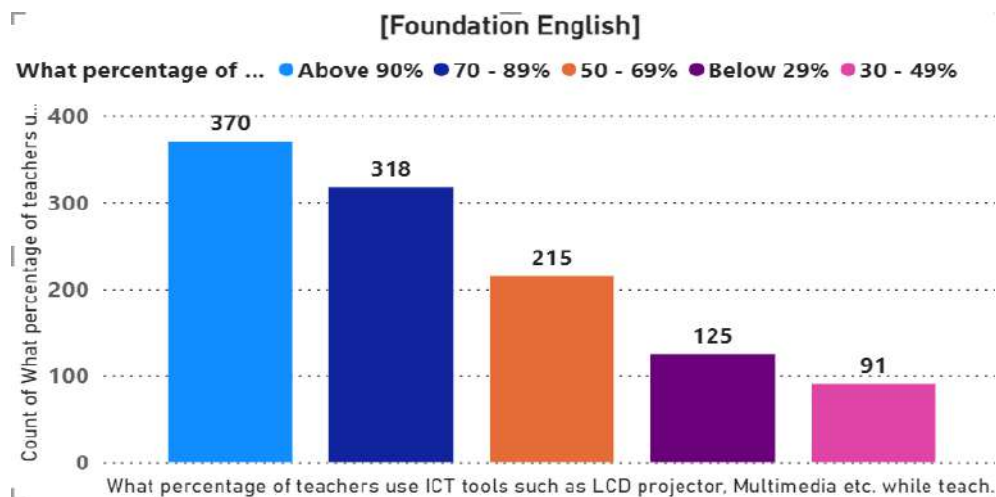




ETHIRAJ COLLEGE FOR WOMEN (Autonomous)
Chennai – 600 008

The teachers illustrate the concepts through examples and applications.	
Options	Number of Responses
Everytime	602
Usually	374
Occasionally/Sometimes	100
Rarely	32
Never	11

9. What percentage of teachers use ICT tools such as LCD projector, Multimedia etc. while teaching



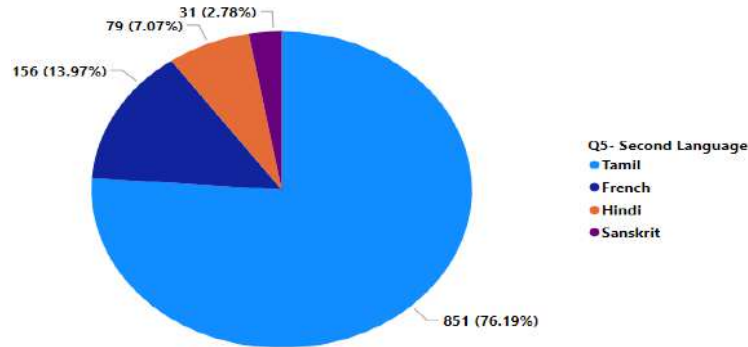
What percentage of teachers use ICT tools such as LCD projector, Multimedia etc. while teaching	
Options	Number of Responses
Above 90%	370
70-89%	318
50-69%	215
Below 29%	125
30-49%	91



ETHIRAJ COLLEGE FOR WOMEN (Autonomous)
Chennai – 600 008

Language

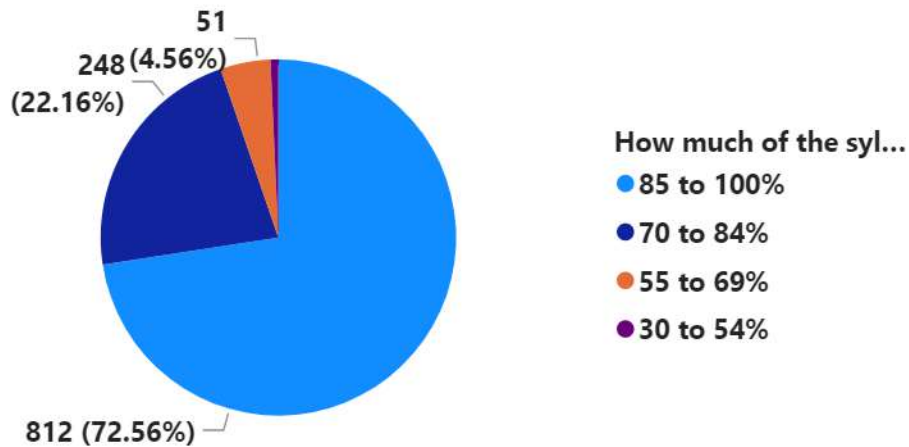
Respondents



Second Language	Number of Responses
Tamil	851
French	156
Hindi	79
Sanskrit	31

1. How much of the syllabus was covered in the class?

[Language]

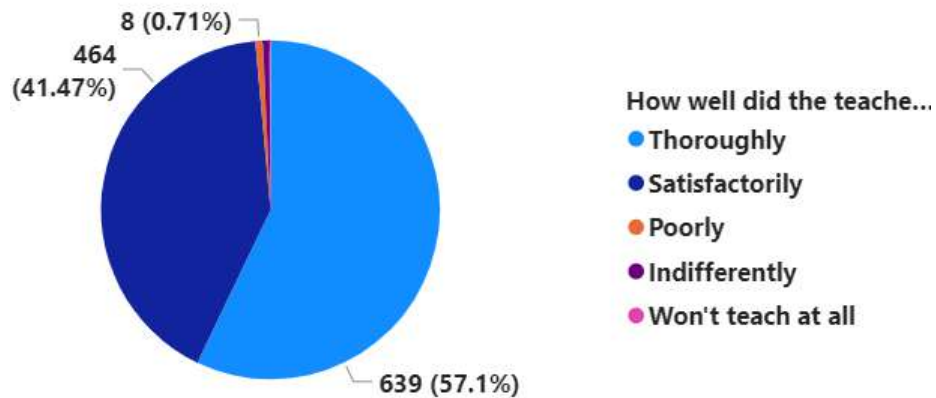


How much of the syllabus was covered in the class?	
Options	Number of Responses
85 to 100%	812
70 to 84%	248
55 to 69%	51
30 to 54%	8



ETHIRAJ COLLEGE FOR WOMEN (Autonomous)
Chennai – 600 008

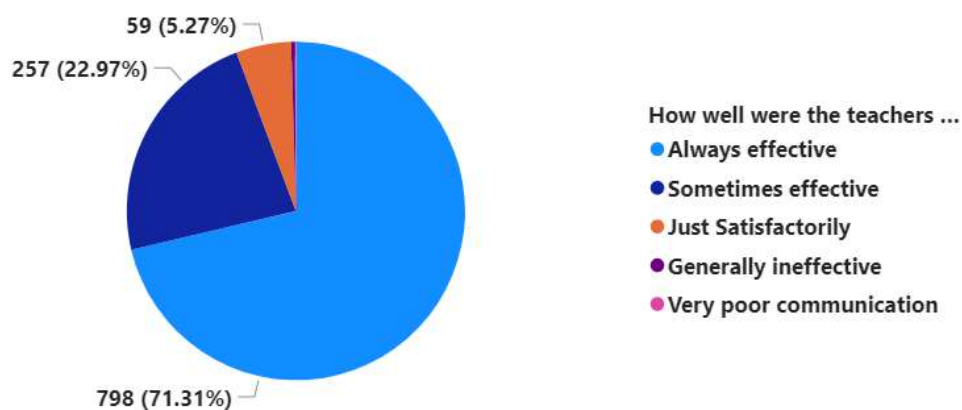
2. How well did the teachers prepare for the classes?
[Language]



How well did the teachers prepare for the classes?	
Options	Number of Responses
Thoroughly	639
Satisfactory	464
Poorly	8
Indifferently	7
Won't teach at all	1

3. How well were the teachers able to communicate?

[Language]



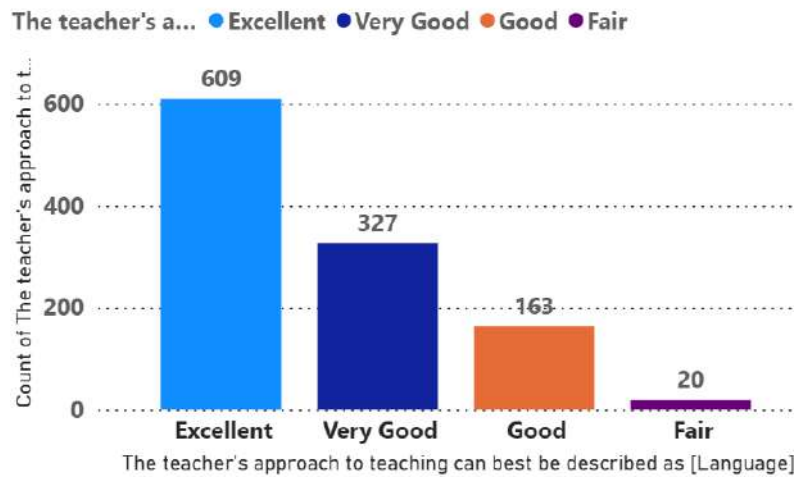
How well were the teachers able to communicate?	
Options	Number of Responses
Always effective	798
Sometimes effective	257
Just Satisfactory	59
Generally ineffective	4
Very poor communication	1



ETHIRAJ COLLEGE FOR WOMEN (Autonomous) Chennai – 600 008

4. The teacher's approach to teaching can best be described as

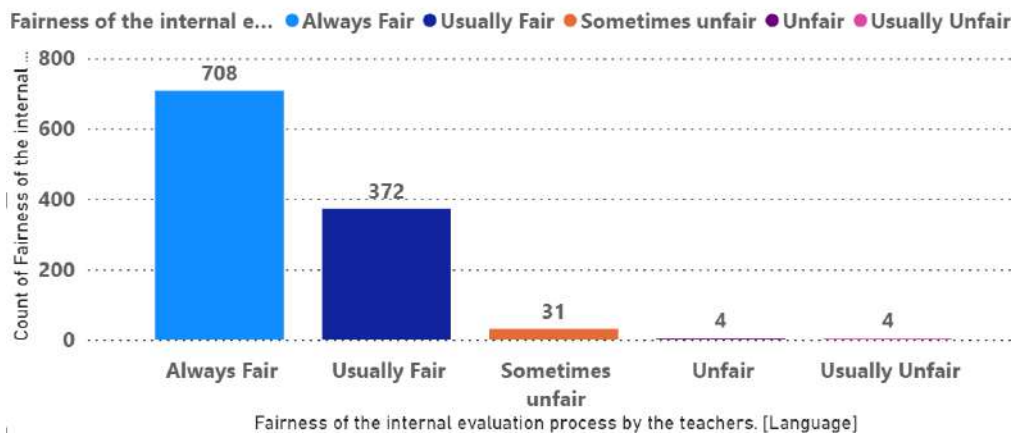
[Language]



The teacher's approach to teaching can best be described as	
Options	Number of Responses
Excellent	609
Very good	327
Good	163
Fair	20

5. Fairness of the internal evaluation process by the teachers.

[Language]

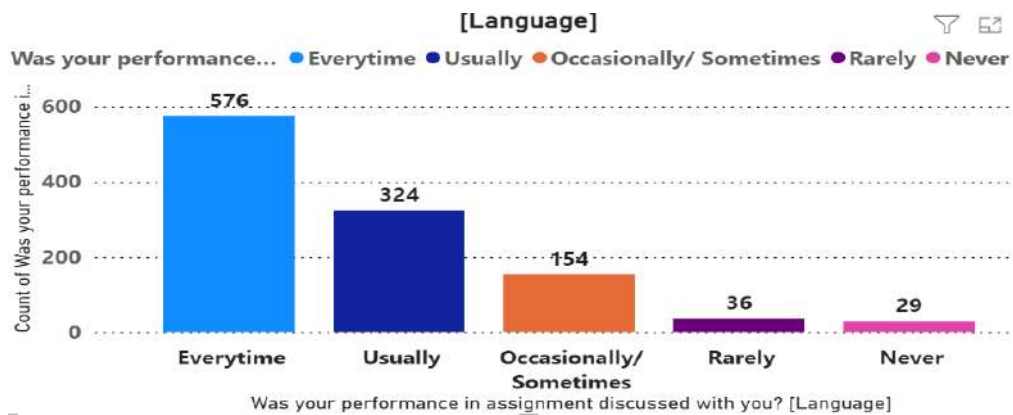


Fairness of the internal evaluation process by the teachers.	
Options	Number of Responses
Always Fair	708
Usually Fair	372
Sometimes Unfair	31
Usually Unfair	4
Unfair	4



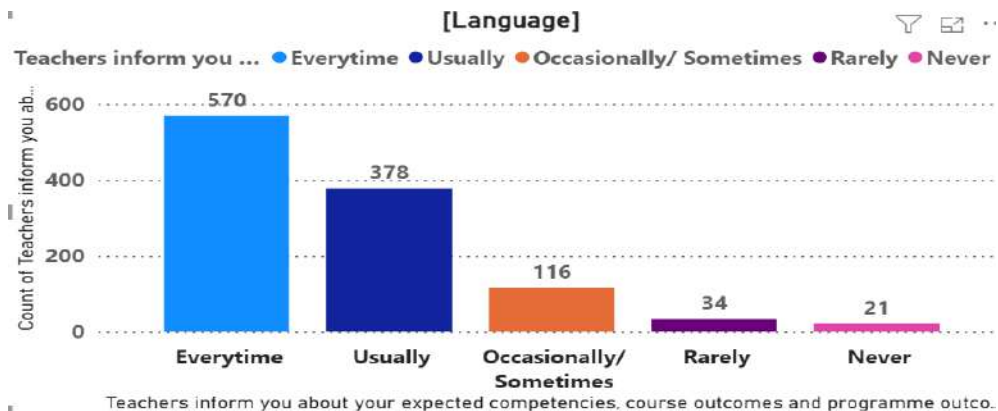
ETHIRAJ COLLEGE FOR WOMEN (Autonomous)
Chennai – 600 008

6. Was your performance in assignment discussed with you?



Was your performance in assignment discussed with you?	
Options	Number of Responses
Evertime	576
Usually	324
Occasionally/Sometimes	154
Rarely	36
Never	29

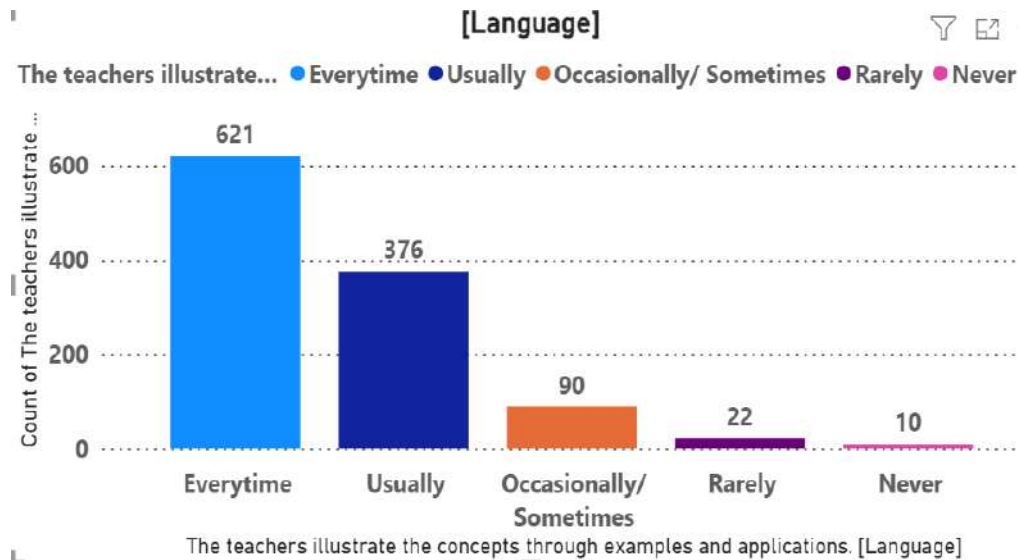
7. Teachers inform you about your expected competencies, course_outcomes and programme outcomes.



Teachers inform you about your expected competencies, course_outcomes and programme outcomes.	
Options	Number of Responses
Evertime	570
Usually	378
Occasionally/Sometimes	116
Rarely	34
Never	21

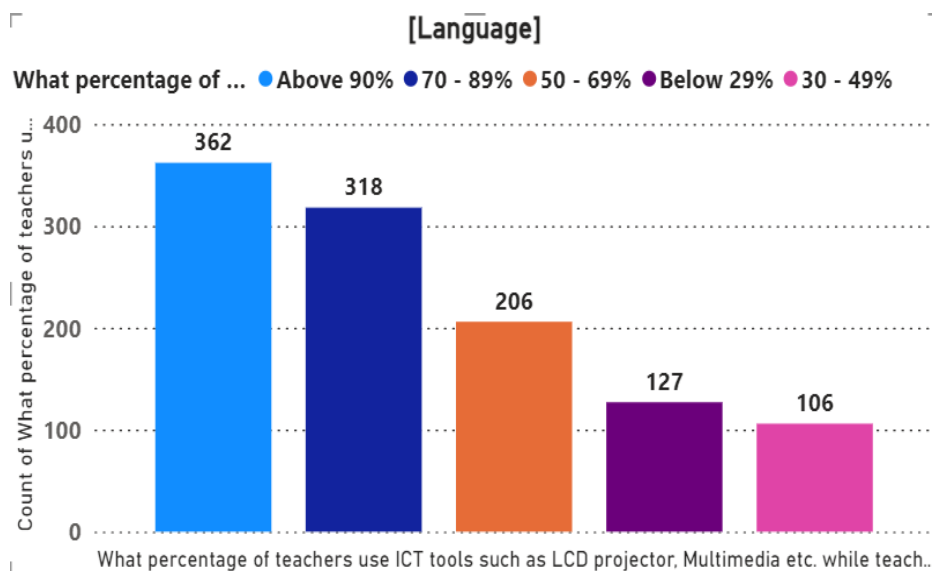


8. The teachers illustrate the concepts through examples and applications.



The teachers illustrate the concepts through examples and applications.	
Options	Number of Responses
Everytime	621
Usually	376
Occasionally/Sometimes	90
Rarely	22
Never	10

9. What percentage of teachers use ICT tools such as LCD projector, Multimedia etc. while teaching



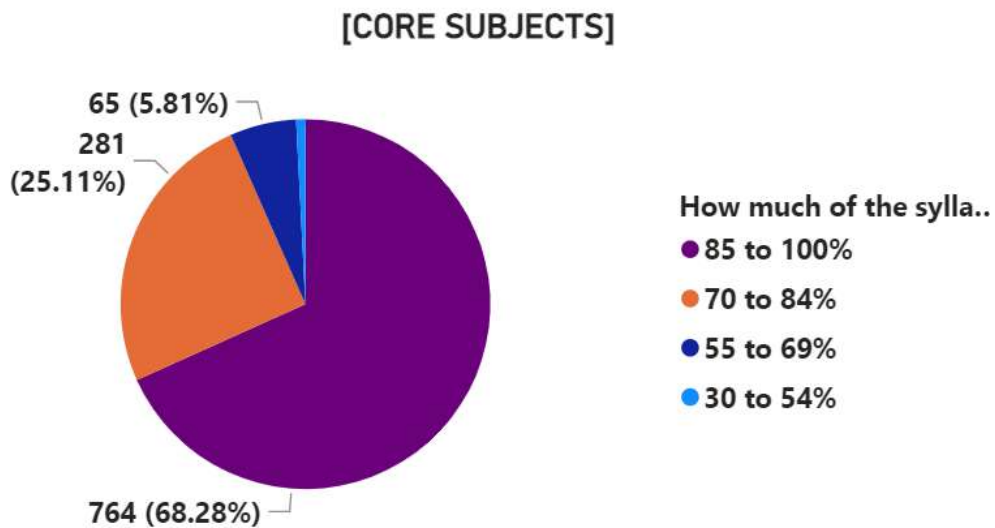


ETHIRAJ COLLEGE FOR WOMEN (Autonomous)
Chennai – 600 008

What percentage of teachers use ICT tools such as LCD projector, Multimedia etc. while teaching	
Options	Number of Responses
Above 90%	362
70-89%	318
50-69%	206
Below 29%	127
30-49%	106

Core Subjects

1. How much of the syllabus was covered in the class?



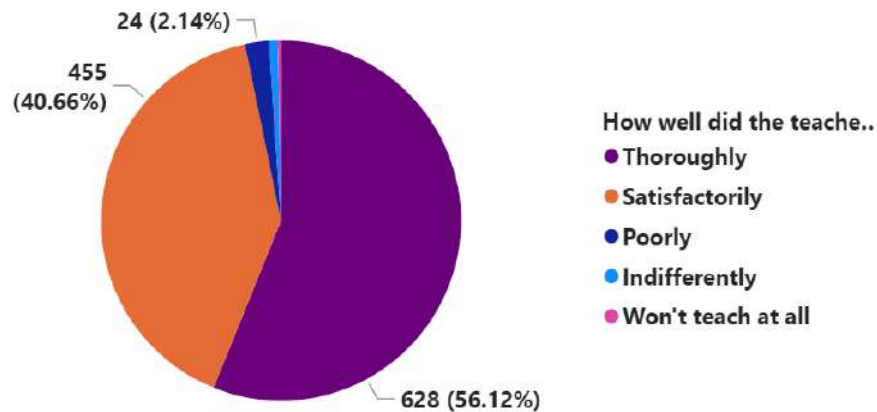
How much of the syllabus was covered in the class?	
Options	Number of Responses
85 to 100%	764
70 to 84%	281
55 to 69%	65
30 to 54%	9



ETHIRAJ COLLEGE FOR WOMEN (Autonomous)
Chennai – 600 008

2. How well did the teachers prepare for the classes?

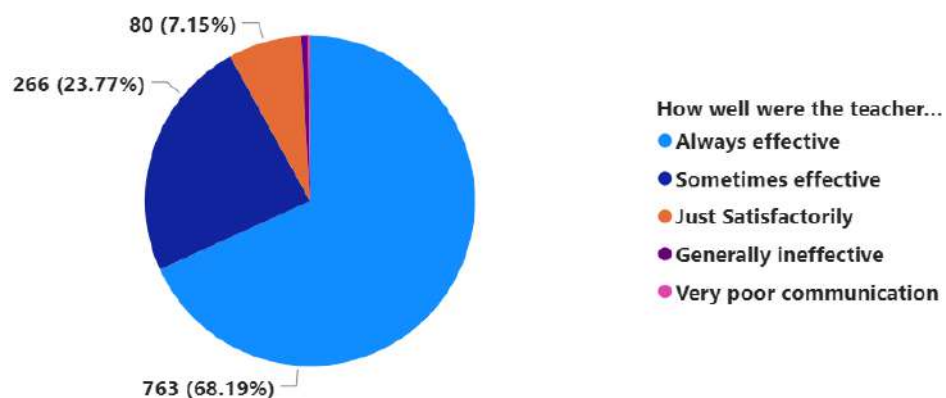
[CORE SUBJECTS]



How well did the teachers prepare for the classes?	
Options	Number of Responses
Thoroughly	628
Satisfactory	508255
Poorly	1524
Indifferently	9
Won't teach at all	3

3. How well were the teachers able to communicate?

[Core Subjects]

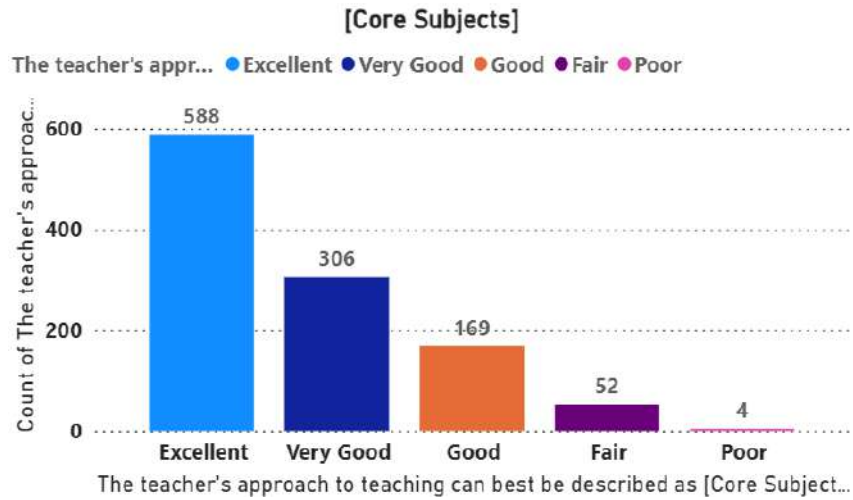


How well were the teachers able to communicate? [Core Subjects]	
Options	Number of Responses
Always effective	763
Sometimes effective	266
Just Satisfactory	80
Generally ineffective	8
Very poor communication	2



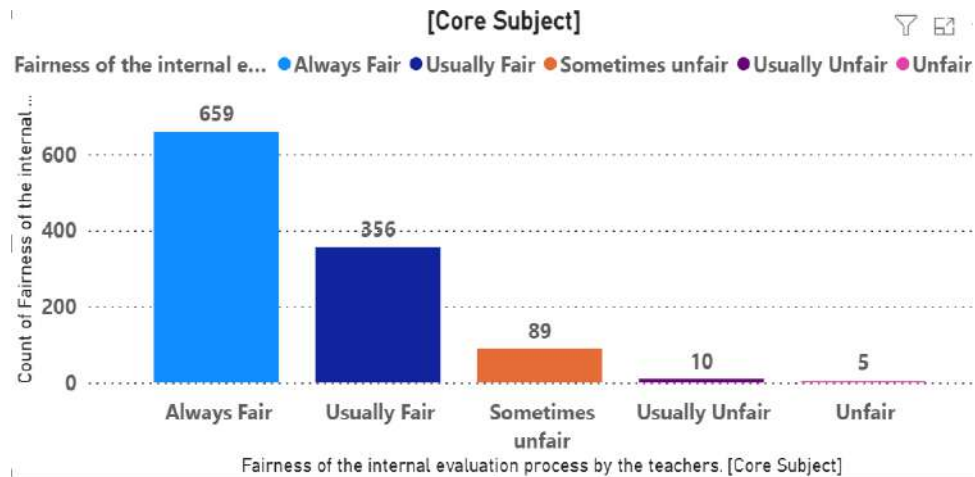
ETHIRAJ COLLEGE FOR WOMEN (Autonomous)
Chennai – 600 008

4. The teacher's approach to teaching can best be described as



The teacher's approach to teaching can best be described as	
Options	Number of Responses
Excellent	588
Very good	306
Good	169
Fair	52
Poor	4

5. Fairness of the internal evaluation process by the teachers.

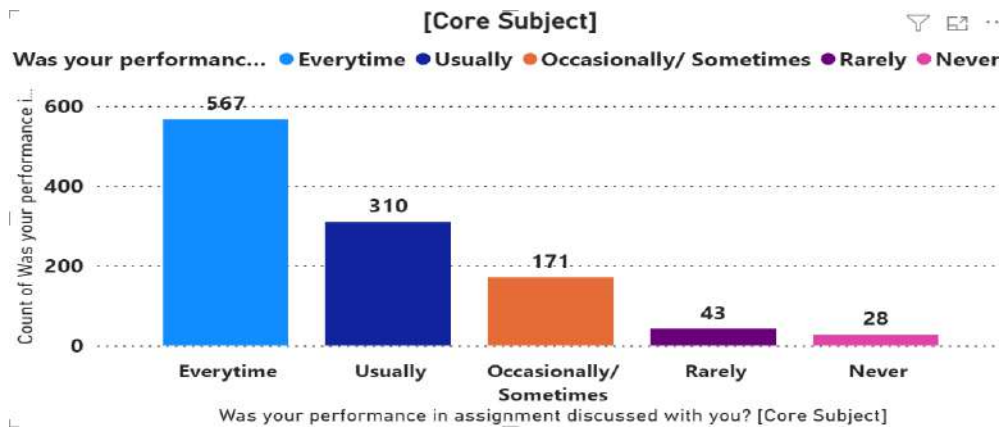


Fairness of the internal evaluation process by the teachers.	
Options	Number of Responses
Always Fair	659
Usually Fair	356
Sometimes Unfair	89
Usually fair	10
Unfair	5



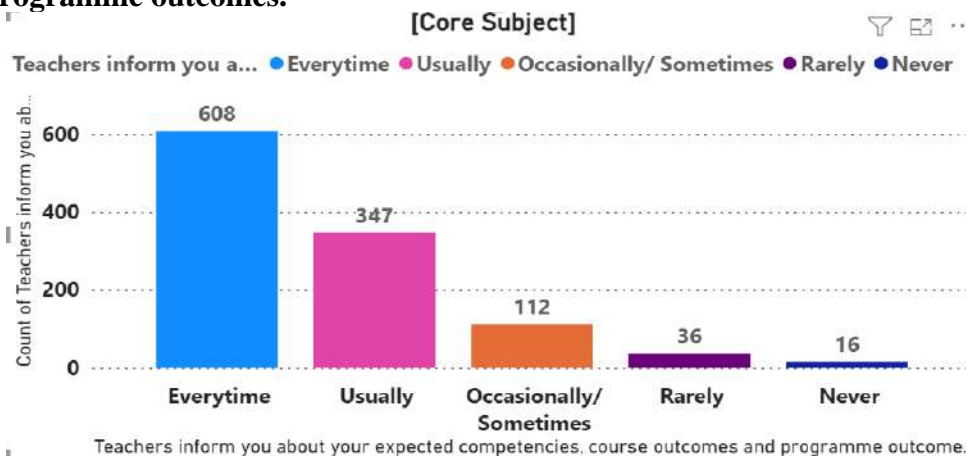
ETHIRAJ COLLEGE FOR WOMEN (Autonomous) Chennai – 600 008

6. Was your performance in assignment discussed with you?



Was your performance in assignment discussed with you?	
Options	Number of Responses
Everytime	567
Usually	310
Occasionally/Sometimes	171
Rarely	43
Never	28

7. Teachers inform you about your expected competencies, course_outcomes and programme outcomes.

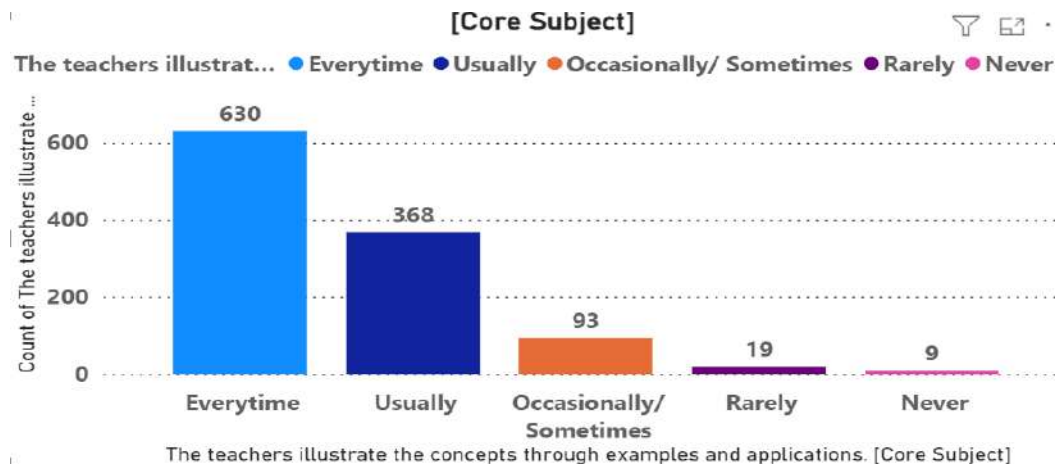


Teachers inform you about your expected competencies, course_outcomes and programme outcomes.	
Options	Number of Responses
Everytime	608
Usually	347
Occasionally/Sometimes	112
Rarely	36
Never	16



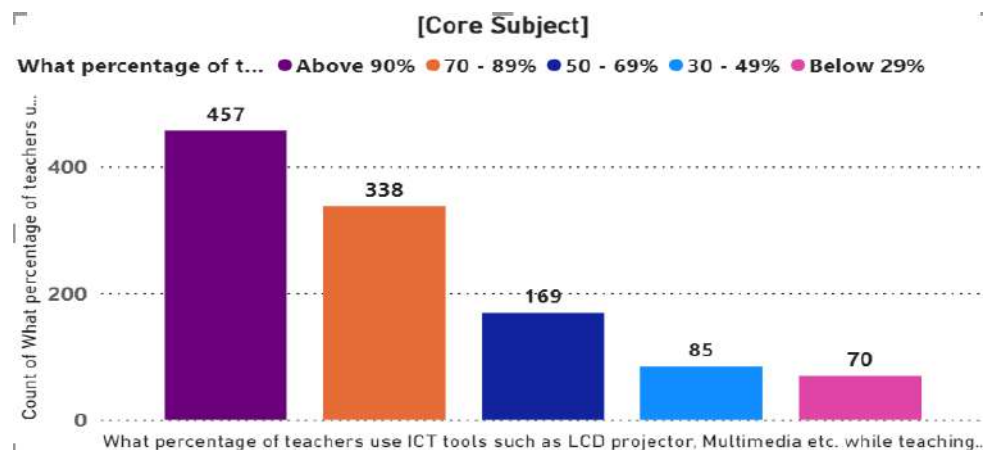
ETHIRAJ COLLEGE FOR WOMEN (Autonomous)
Chennai – 600 008

8. The teachers illustrate the concepts through examples and applications.



The teachers illustrate the concepts through examples and applications.	
Options	Number of Responses
Everytime	630
Usually	368
Occasionally/Sometimes	93
Rarely	19
Never	9

9. What percentage of teachers use ICT tools such as LCD projector, Multimedia etc. while teaching

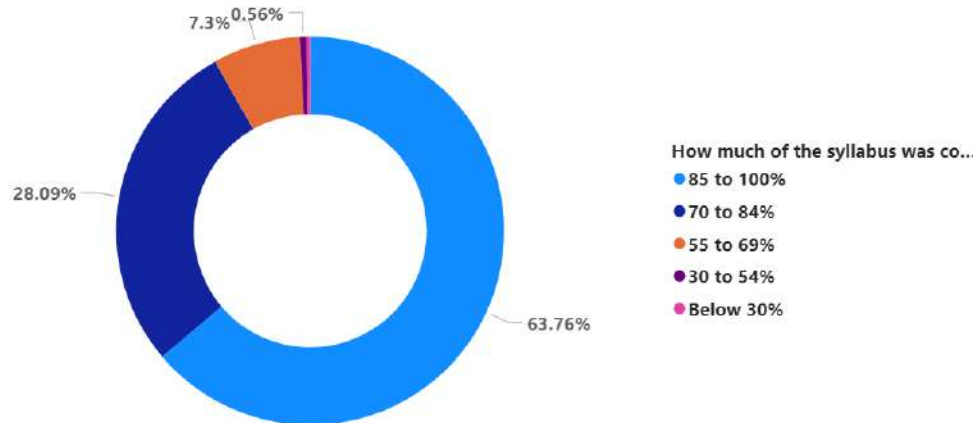


What percentage of teachers use ICT tools such as LCD projector, Multimedia etc. while teaching	
Options	Number of Responses
Above 90%	457
70-89%	338
50-69%	169
30-49%	85
Below 29%	70



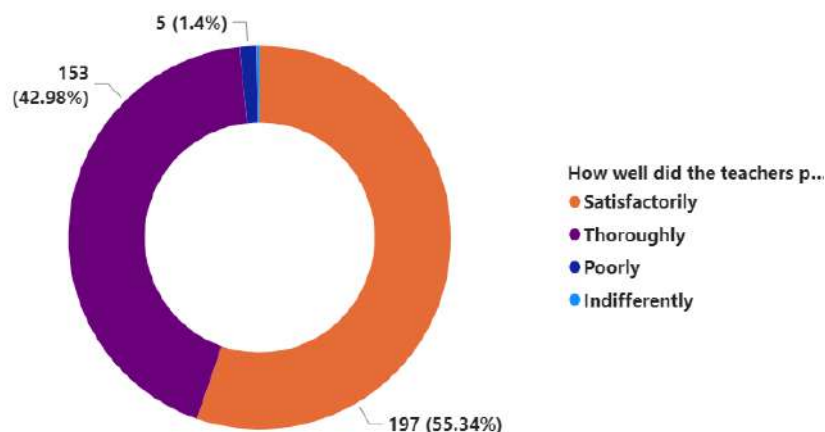
Feedback from Postgraduate Students on Teaching Learning and Evaluation

1. How much of the syllabus was covered in the class?



How much of the syllabus was covered in the class?	
Options	Number of Responses
85 to 100%	227
70 to 84%	100
55 to 69%	26
30 to 54%	2
Below 30%	1

2. How well did the teachers prepare for the classes?

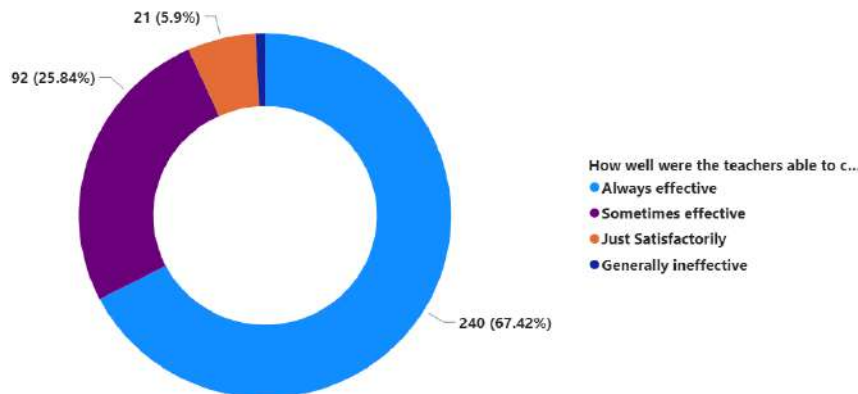


How well did the teachers prepare for the classes?	
Options	Number of Responses
Satisfactory	197
Thoroughly	153
Poorly	5
Indifferently	1
Won't teach at all	-



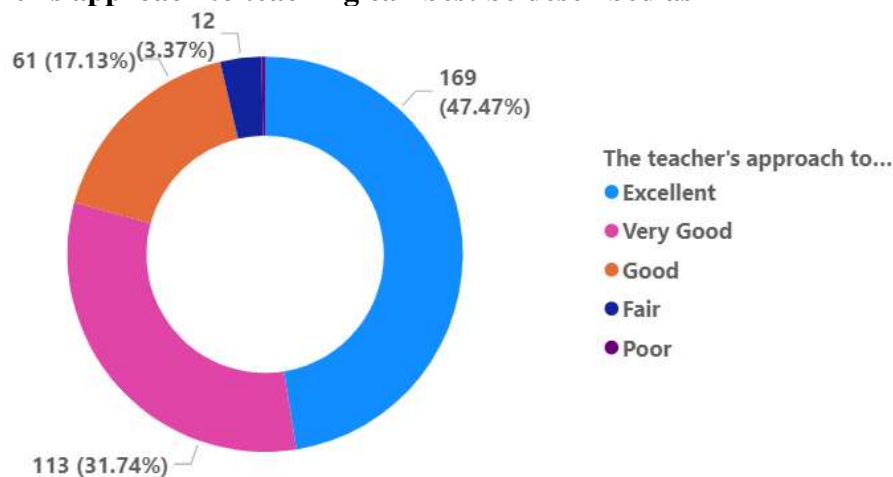
ETHIRAJ COLLEGE FOR WOMEN (Autonomous)
Chennai – 600 008

3. How well were the teachers able to communicate?



How well were the teachers able to communicate?	
Options	Number of Responses
Always effective	240
Sometime effective	92
Just Satisfactorily	21
Generally ineffective	3
Very poor communication	0

4. The teacher's approach to teaching can best be described as

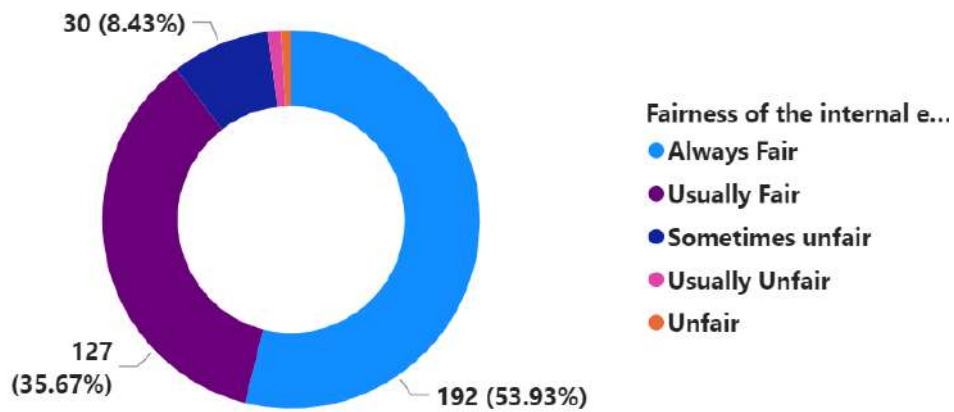


The teacher's approach to teaching can best be described as	
Options	Number of Responses
Excellent	169
Very Good	113
Good	61
Fair	12
Poor	1



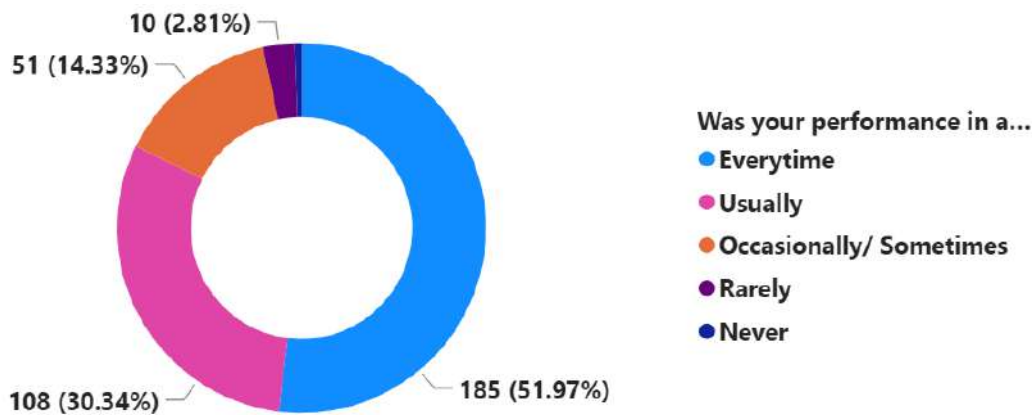
ETHIRAJ COLLEGE FOR WOMEN (Autonomous)
Chennai – 600 008

5. Fairness of the internal evaluation process by the teachers.



Fairness of the internal evaluation process by the teachers.	
Options	Number of Responses
Always Fair	192
Usually Fair	127
Sometimes Unfair	30
Usually Unfair	4
Unfair	3

6. Was your performance in assignment discussed with you?

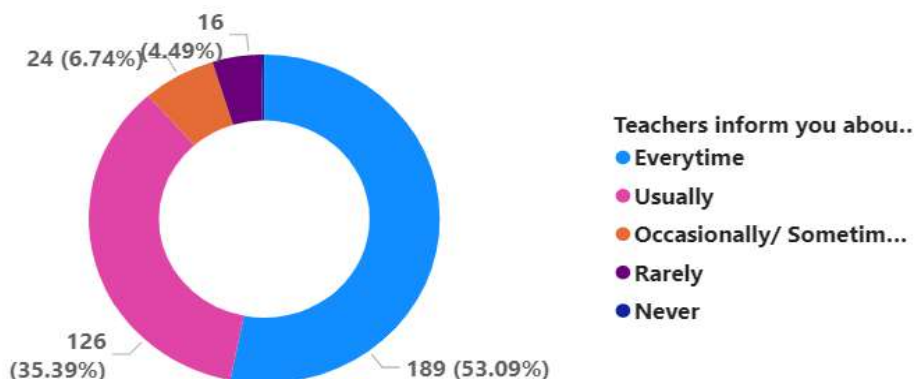


Was your performance in assignment discussed with you?	
Options	Number of Responses
Everytime	185
Usually	108
Occasionally/Sometimes	51
Rarely	10
Never	2



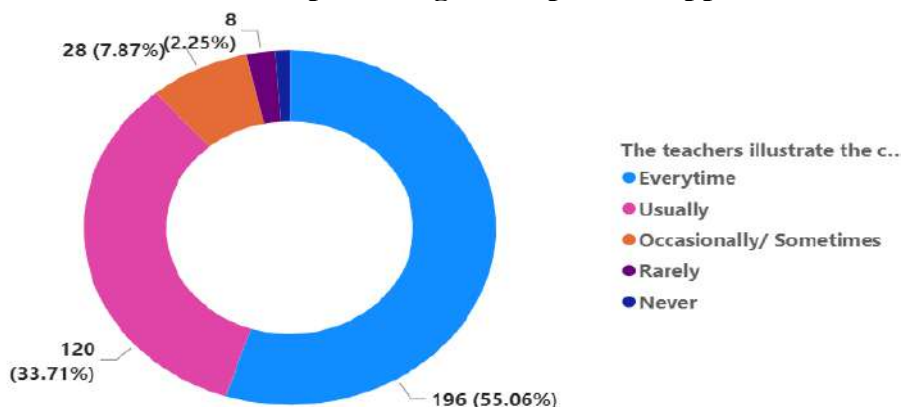
ETHIRAJ COLLEGE FOR WOMEN (Autonomous)
Chennai – 600 008

7. Teachers inform you about your expected competencies, course outcomes and programme outcomes.



Teachers inform you about your expected competencies, course outcomes and programme outcomes.	
Options	Number of Responses
Everytime	189
Usually	126
Occasionally/Sometimes	24
Rarely	16
Never	1

8. The teachers illustrate the concepts through examples and applications.

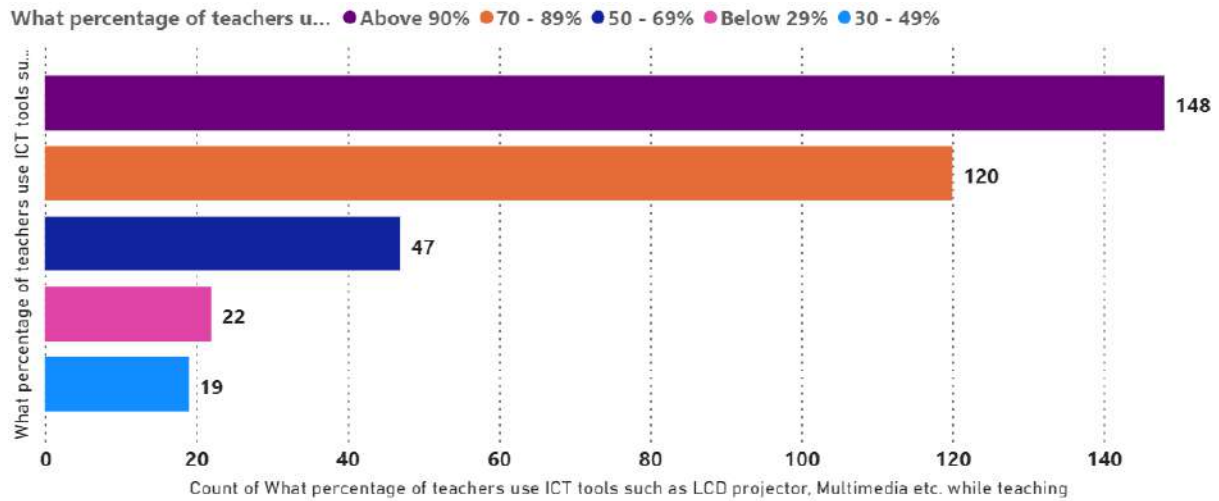


The teachers illustrate the concepts through examples and applications.	
Options	Number of Responses
Everytime	196
Usually	120
Occasionally/Sometimes	28
Rarely	8
Never	4



ETHIRAJ COLLEGE FOR WOMEN (Autonomous)
Chennai – 600 008

9. What percentage of teachers use ICT tools such as LCD projector, Multimedia etc. while teaching



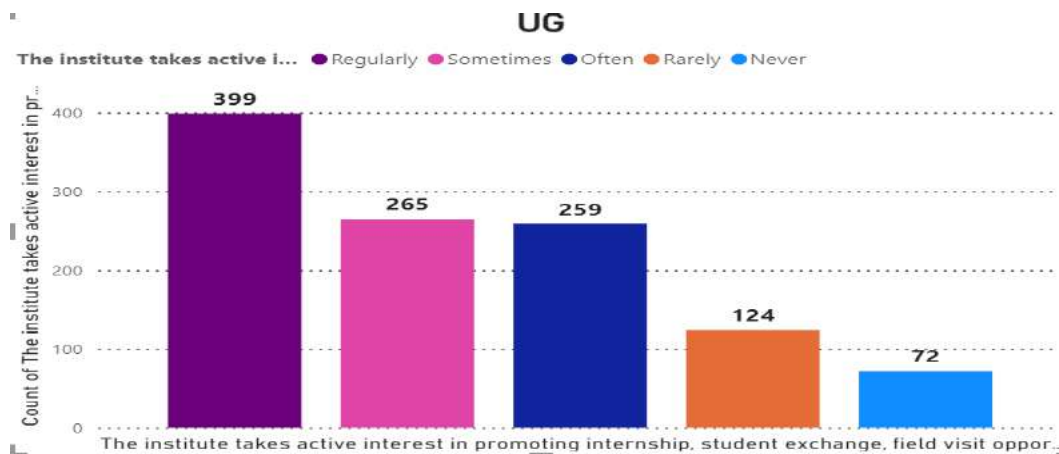
What percentage of teachers use ICT tools such as LCD projector, Multimedia etc. while teaching	
Options	Number of Responses
Above 90%	148
70-89%	120
50-69%	47
30-49%	19
Below 29%	22



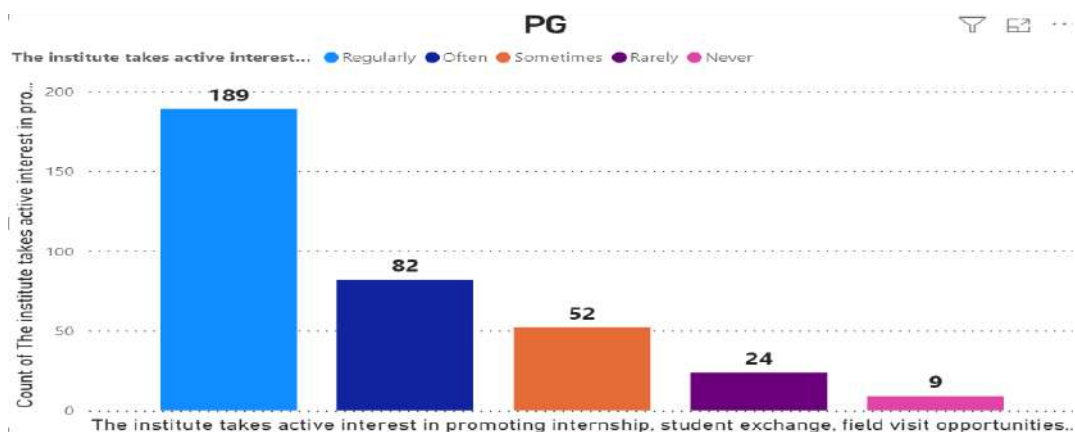
ETHIRAJ COLLEGE FOR WOMEN (Autonomous)
Chennai – 600 008

Feedback of Overall Performance of Teaching Learning Process of the Institution.

10. The institute takes active interest in promoting internship, student exchange, field visit opportunities for students



Options	Number of Responses
Regularly	399
Sometimes	265
Often	259
Rarely	124
Never	72

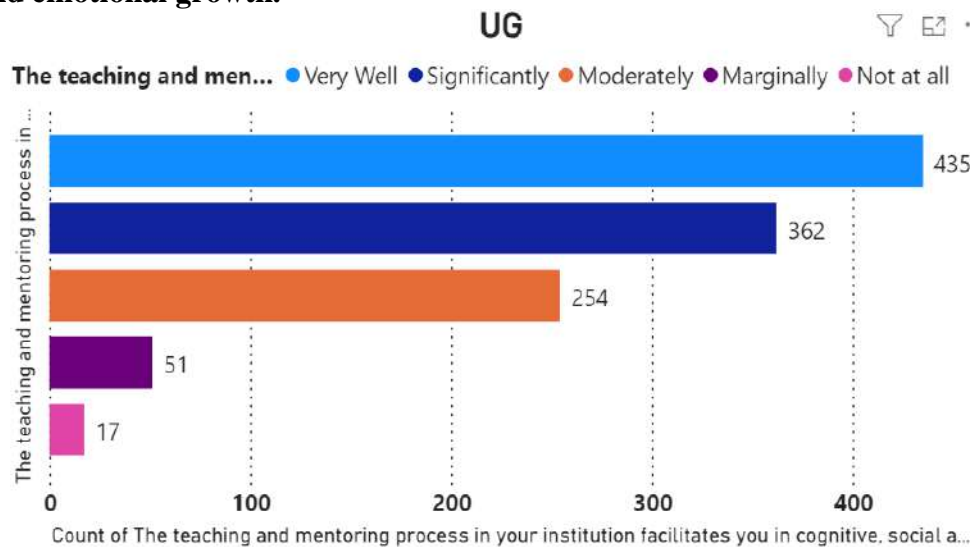


Options	Number of Responses
Regularly	189
Sometimes	82
Often	52
Rarely	24
Never	9

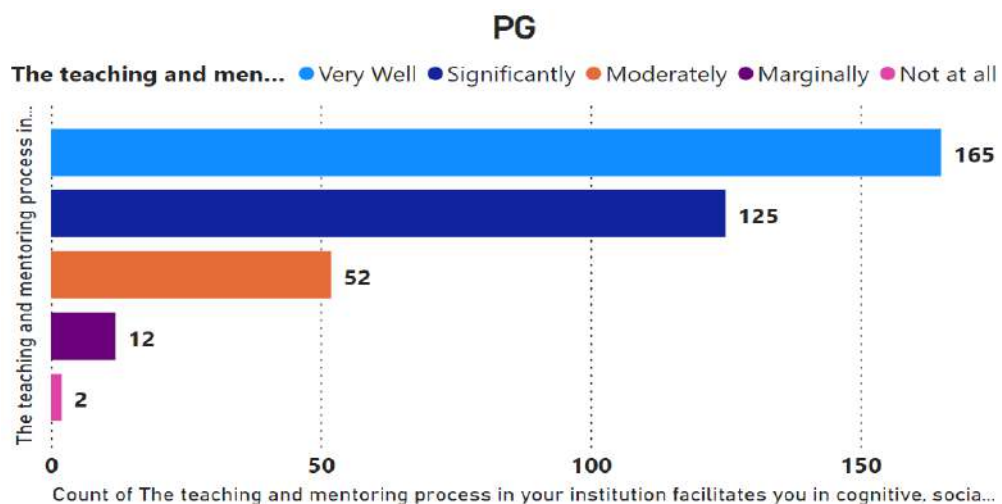


ETHIRAJ COLLEGE FOR WOMEN (Autonomous)
Chennai – 600 008

11. The teaching and mentoring process in your institution facilitates you in cognitive, social and emotional growth.



Options	Number of Responses
Very well	435
Significantly	362
Moderately	254
Marginally	51
Not at all	17

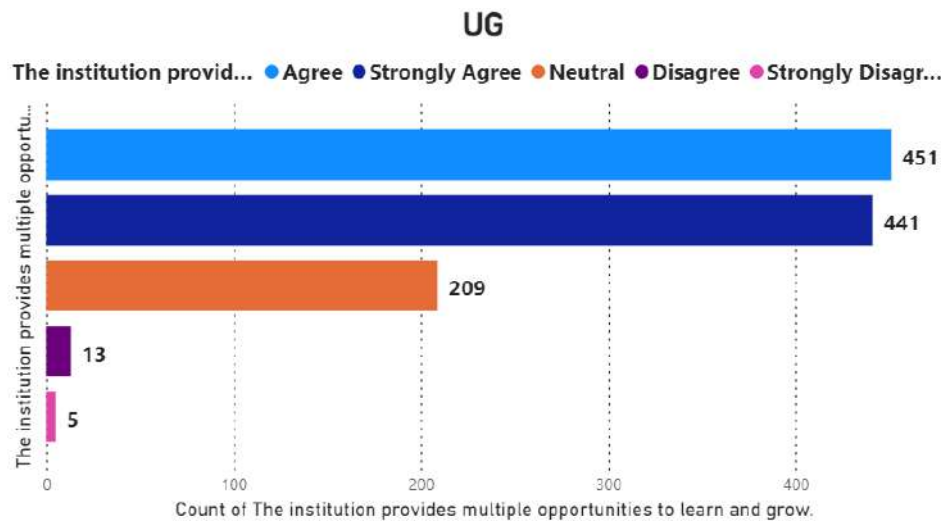


Options	Number of Responses
Very well	165
Significantly	125
Moderately	52
Marginally	12
Not at all	2

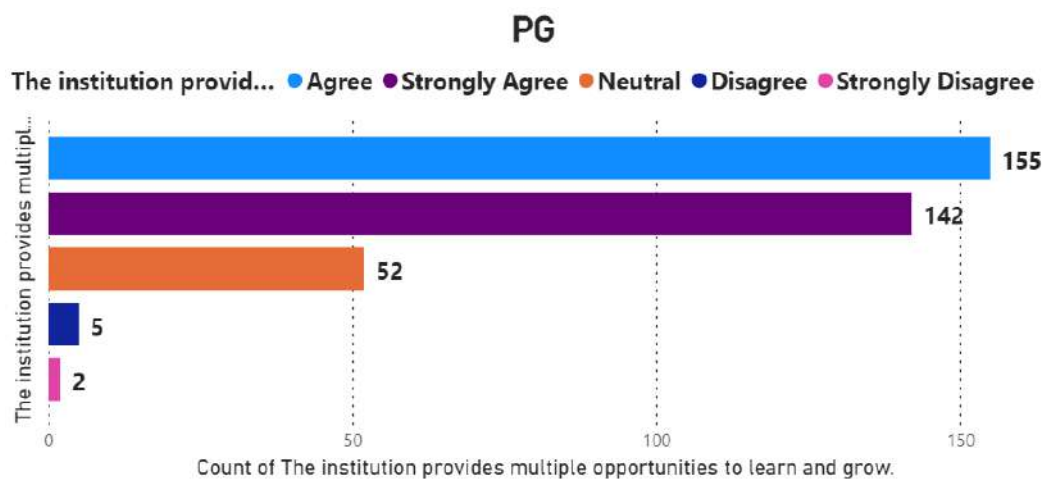


ETHIRAJ COLLEGE FOR WOMEN (Autonomous)
Chennai – 600 008

12. The institution provides multiple opportunities to learn and grow.



Options	Number of Responses
Agree	451
Strongly Agree	441
Neutral	209
Disagree	13
Strongly Disagree	5



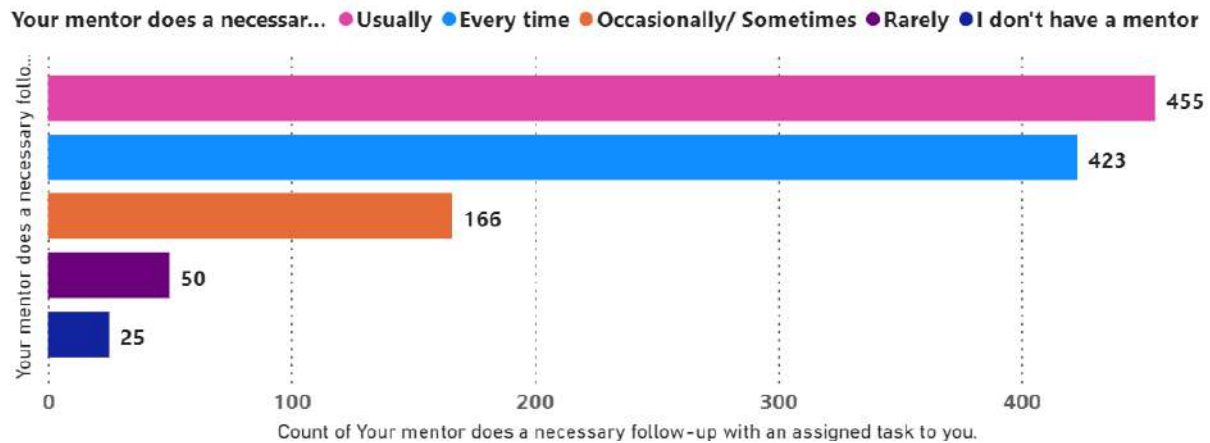
Options	Number of Responses
Agree	155
Strongly Agree	142
Neutral	52
Disagree	5
Strongly Disagree	2



ETHIRAJ COLLEGE FOR WOMEN (Autonomous)
Chennai – 600 008

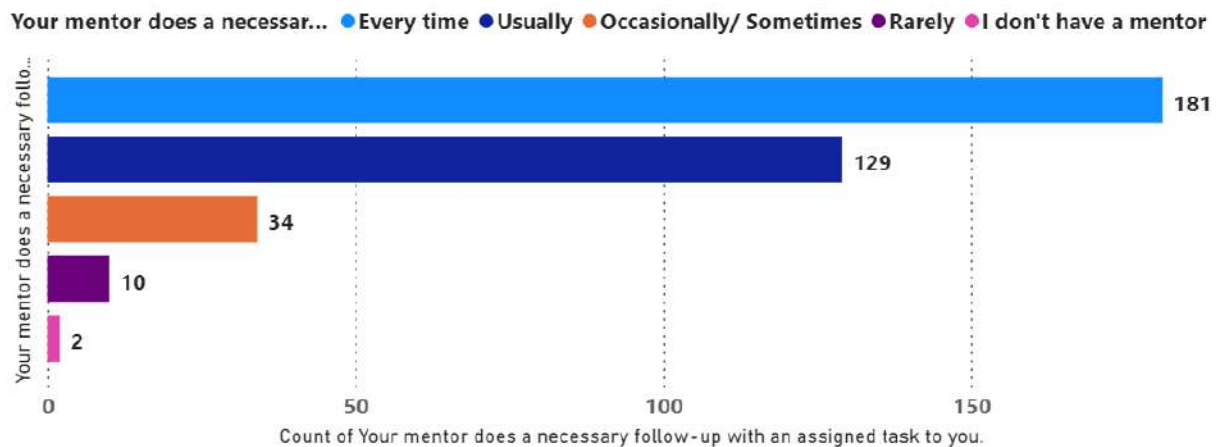
13. Your mentor does a necessary follow-up with an assigned task to you.

UG



Options	Number of Responses
Usually	455
Everytime	423
Occasionally/Sometimes	166
Rarely	50
I don't have a mentor	25

PG

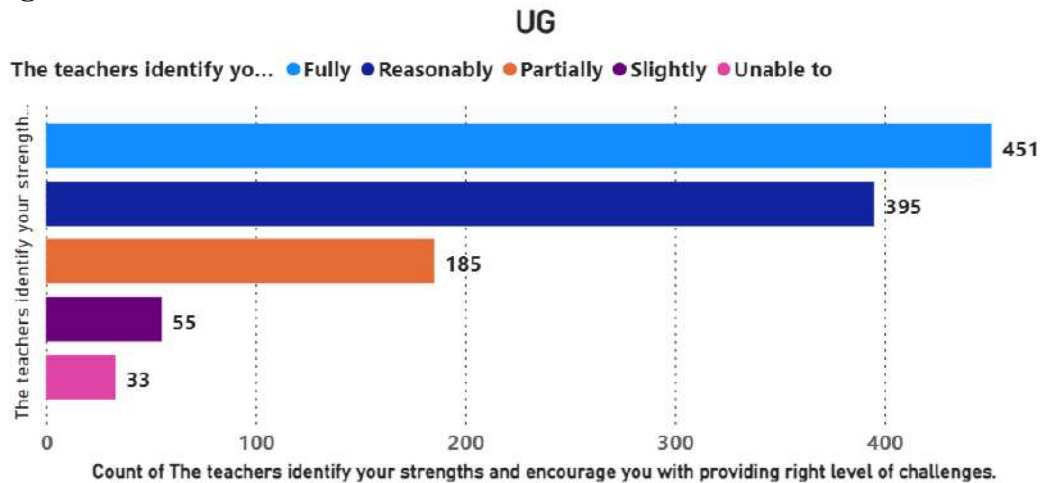


Options	Number of Responses
Everytime	181
Usually	129
Occasionally/Sometimes	34
Rarely	10
I don't have a mentor	2

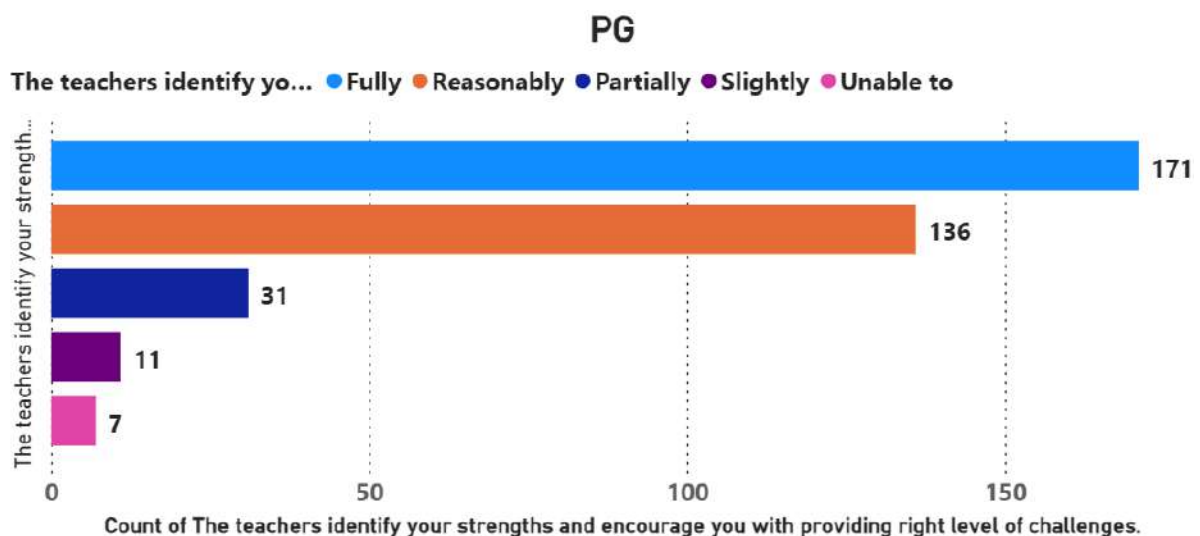


ETHIRAJ COLLEGE FOR WOMEN (Autonomous)
Chennai – 600 008

14. The teachers identify your strengths and encourage you with providing right level of challenges.



Options	Number of Responses
Fully	451
Reasonably	395
Partially	185
Slightly	55
Unable	33



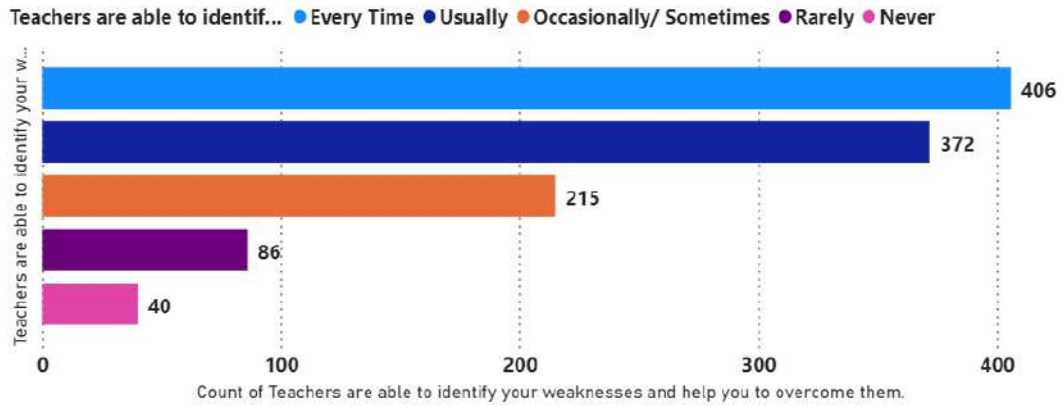
Options	Number of Responses
Fully	171
Reasonably	136
Partially	31
Slightly	11
Unable	7



ETHIRAJ COLLEGE FOR WOMEN (Autonomous)
Chennai – 600 008

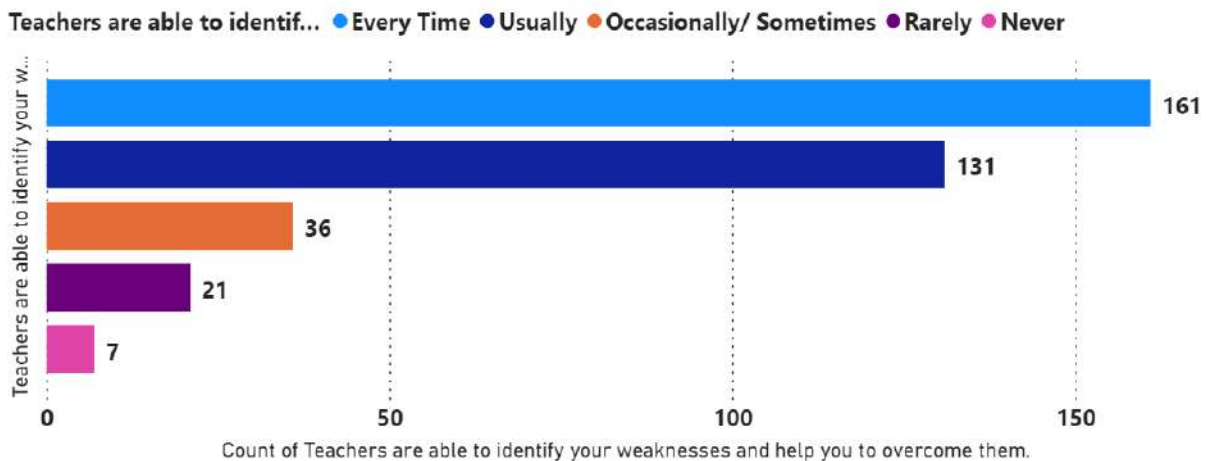
15. Teachers are able to identify your weaknesses and help you to overcome them.

UG



Options	Number of Responses
Everytime	406
Usually	372
Occasionally/Sometimes	215
Rarely	86
Never	40

PG

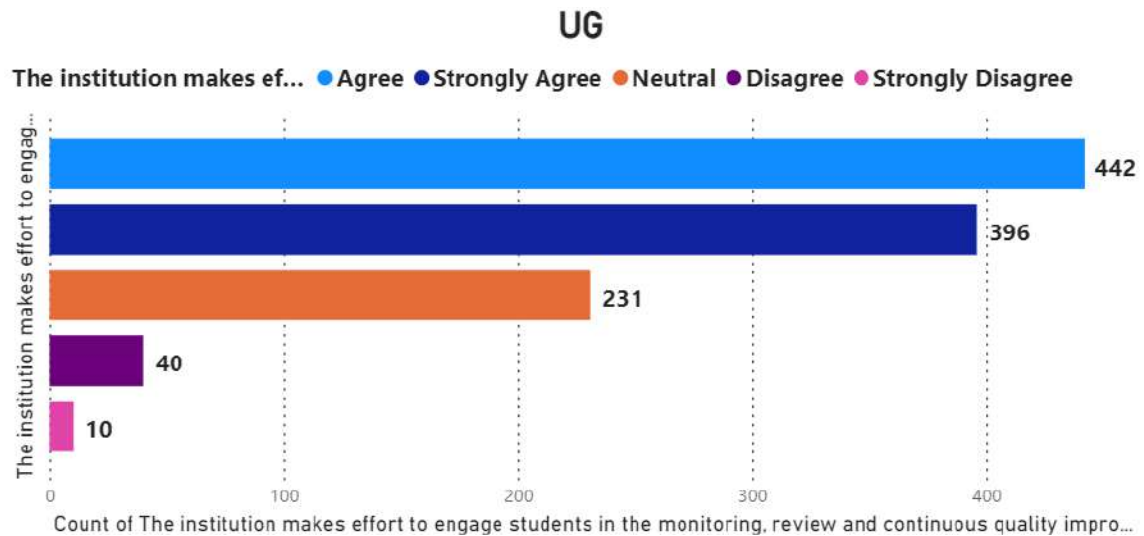


Options	Number of Responses
Everytime	161
Usually	1131
Occasionally/Sometimes	36
Rarely	21
Never	7

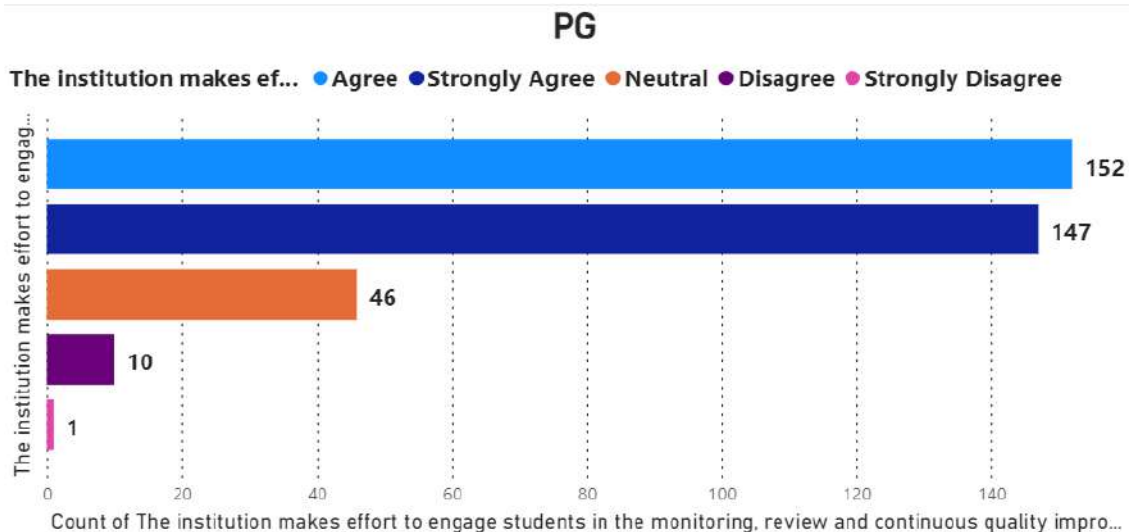


ETHIRAJ COLLEGE FOR WOMEN (Autonomous)
Chennai – 600 008

16. The institution makes effort to engage students in the monitoring, review and continuous quality improvement of the teaching learning process.



Options	Number of Responses
Agree	442
Strongly Agree	396
Neutral	231
Disagree	40
Strongly Disagree	10

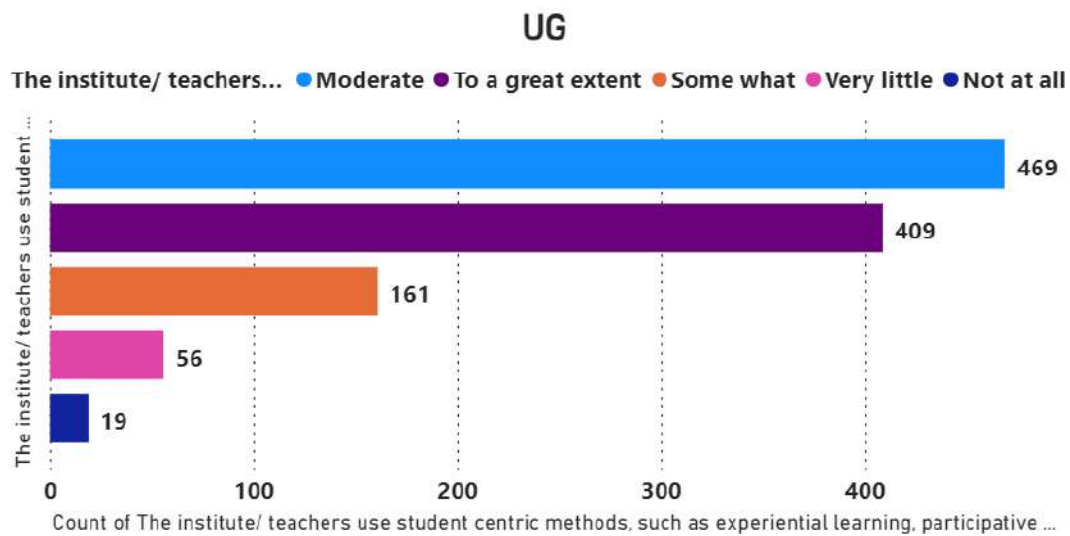


Options	Number of Responses
Agree	152
Strongly Agree	147
Neutral	46
Disagree	10
Strongly Disagree	1

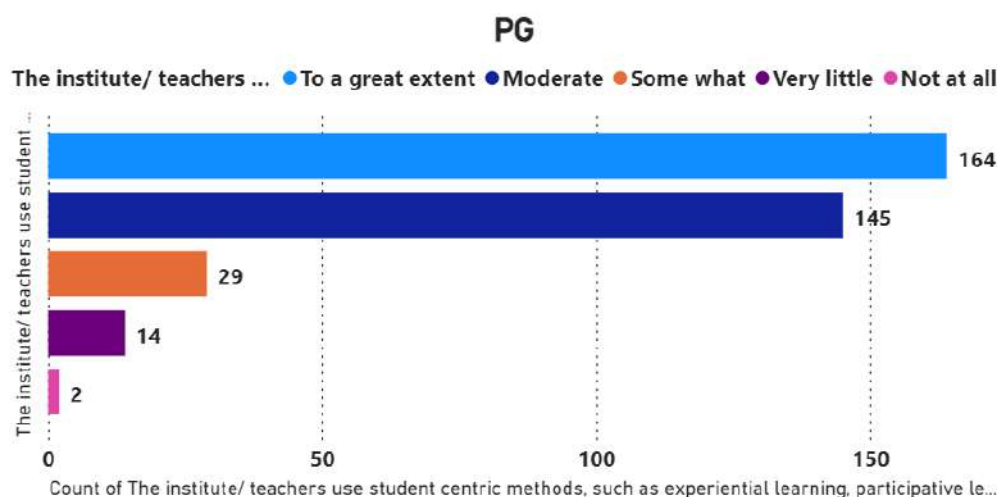


ETHIRAJ COLLEGE FOR WOMEN (Autonomous)
Chennai – 600 008

17. The institute/ teachers use student centric methods, such as experiential learning, participative learning and problem-solving methodologies for enhancing learning experience.



Options	Number of Responses
Moderate	469
To a great extent	409
Some What	161
Very little	56
Not at all	19

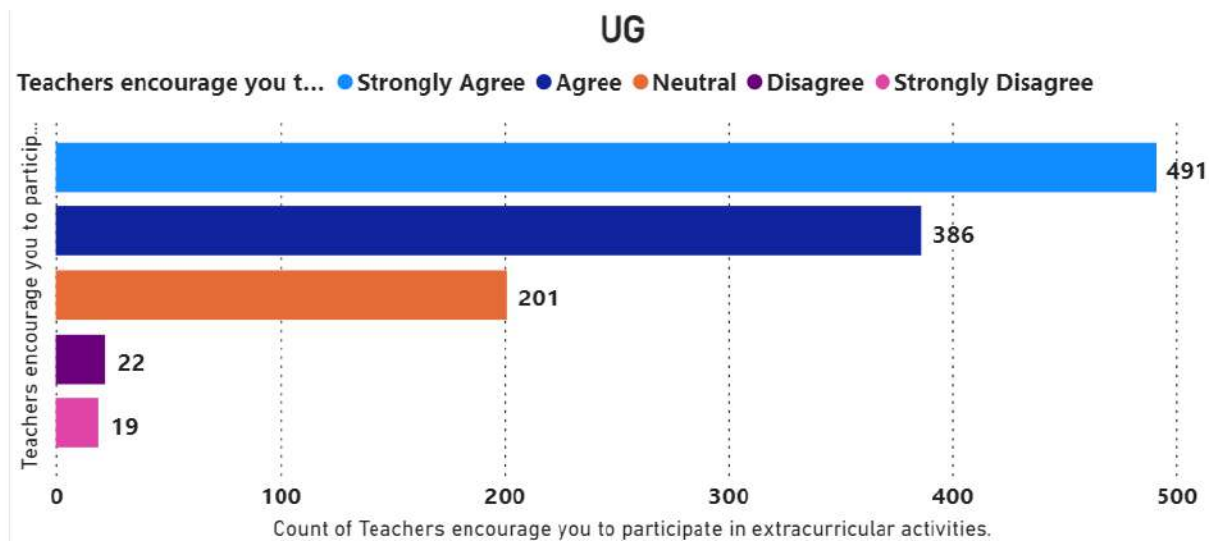


Options	Number of Responses
Moderate	164
To a great extent	145
Some What	29
Very little	14
Not at all	2

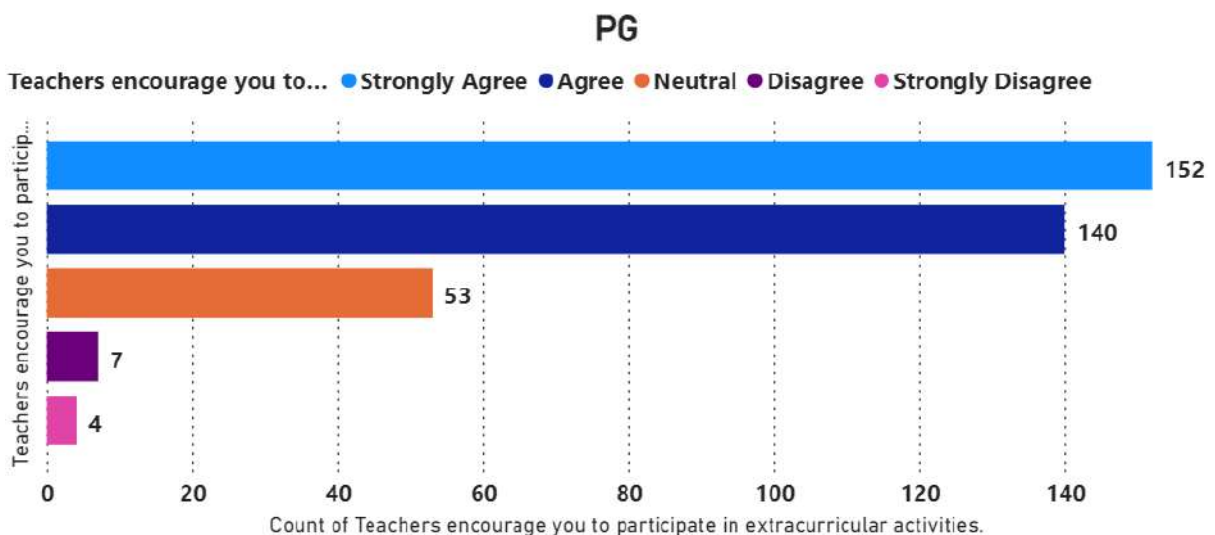


ETHIRAJ COLLEGE FOR WOMEN (Autonomous)
Chennai – 600 008

18. Teachers encourage you to participate in extracurricular activities.



Options	Number of Responses
Agree	491
Strongly Agree	386
Neutral	201
Disagree	22
Strongly Disagree	19



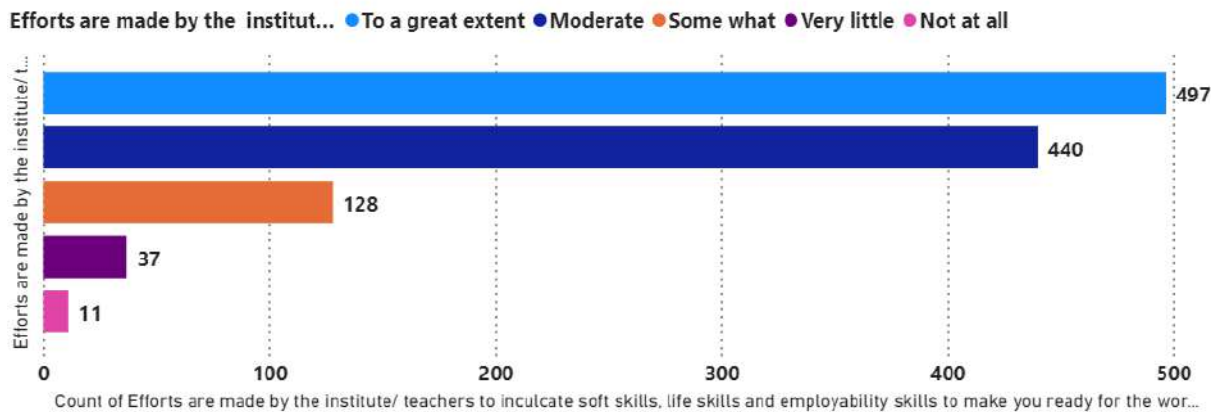
Options	Number of Responses
Agree	152
Strongly Agree	140
Neutral	53
Disagree	7
Strongly Disagree	4



ETHIRAJ COLLEGE FOR WOMEN (Autonomous)
Chennai – 600 008

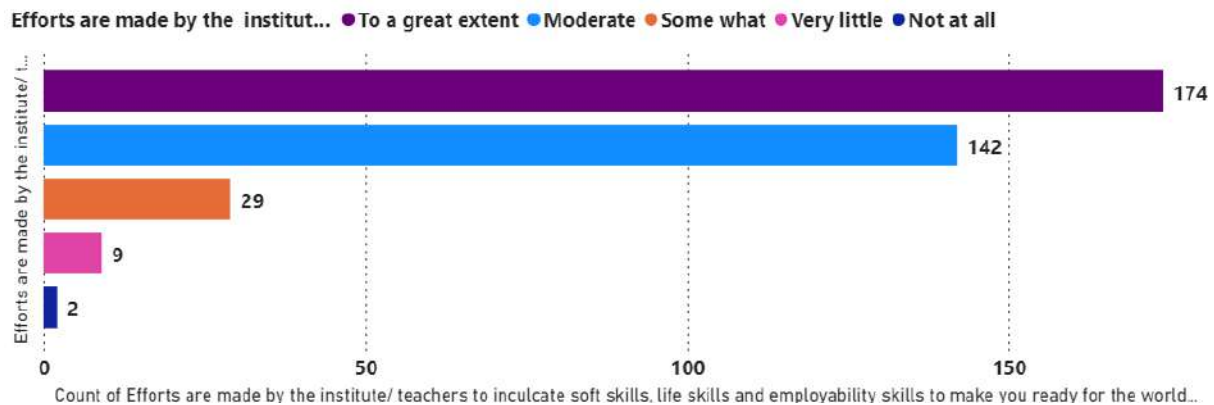
19. Efforts are made by the institute/ teachers to inculcate soft skills, life skills and employability skills to make you ready for the world of work

UG



Options	Number of Responses
To a great extent	497
Moderate	440
Some What	128
Very little	37
Not at all	11

PG

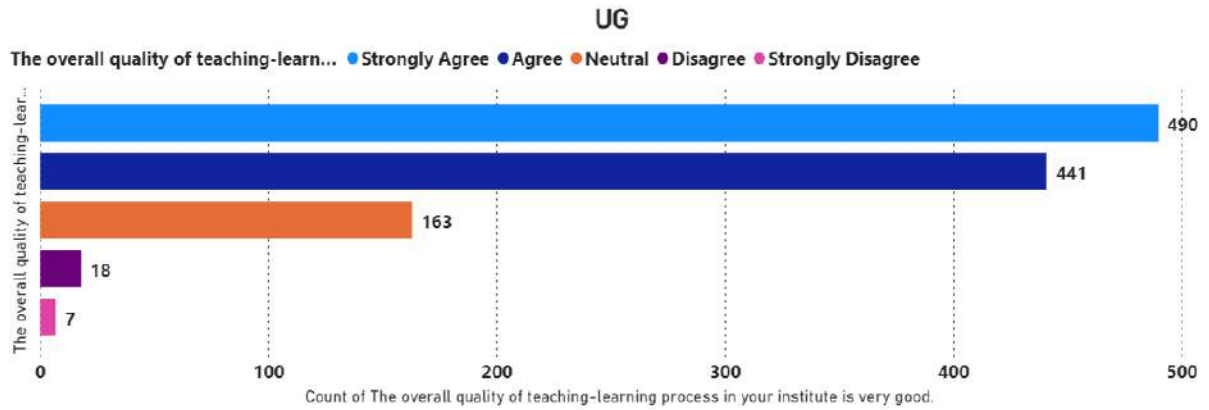


Options	Number of Responses
To a great extent	174
Moderate	142
Some What	29
Very little	9
Not at all	2

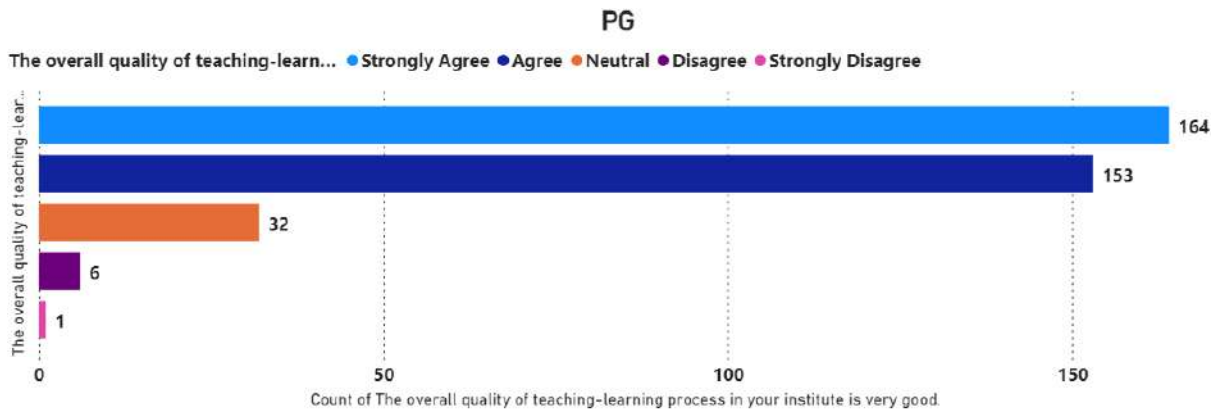


ETHIRAJ COLLEGE FOR WOMEN (Autonomous)
Chennai – 600 008

20. The overall quality of teaching-learning process in your institute is very good.



Options	Number of Responses
Agree	490
Strongly Agree	441
Neutral	163
Disagree	18
Strongly Disagree	7



Options	Number of Responses
Strongly Agree	164
Agree	153
Neutral	32
Disagree	6
Strongly Disagree	1

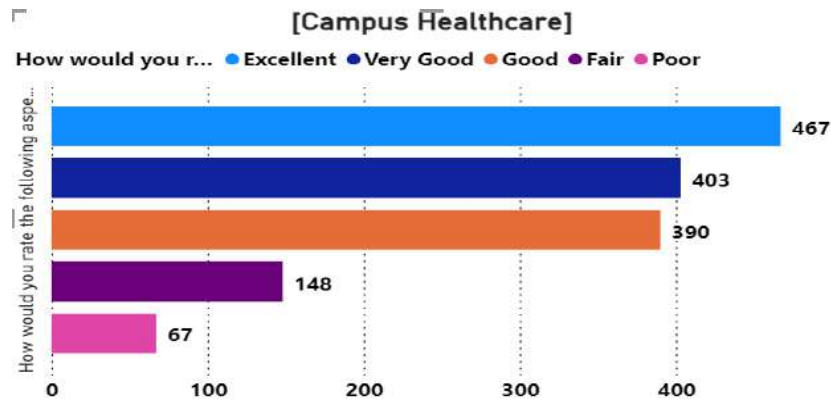


ETHIRAJ COLLEGE FOR WOMEN (Autonomous)
Chennai – 600 008

Extension Activities & Support Services

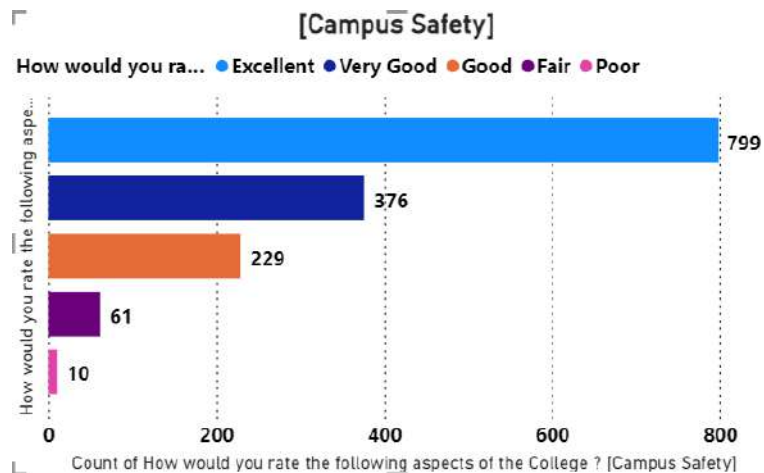
21. How would you rate the following aspects of the College?

Campus Healthcare



Options	Number of Responses
Excellent	467
Very Good	403
Good	390
Fair	148
Poor	67

Campus Safety

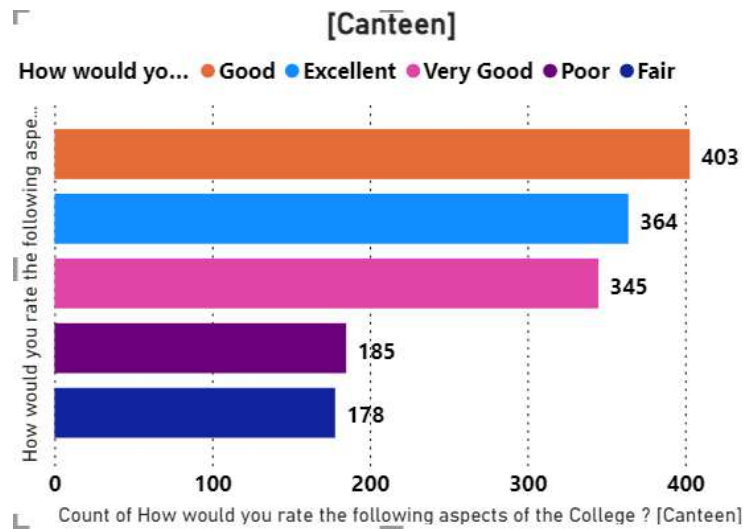


Options	Number of Responses
Excellent	799
Very Good	376
Good	229
Fair	61
Poor	10



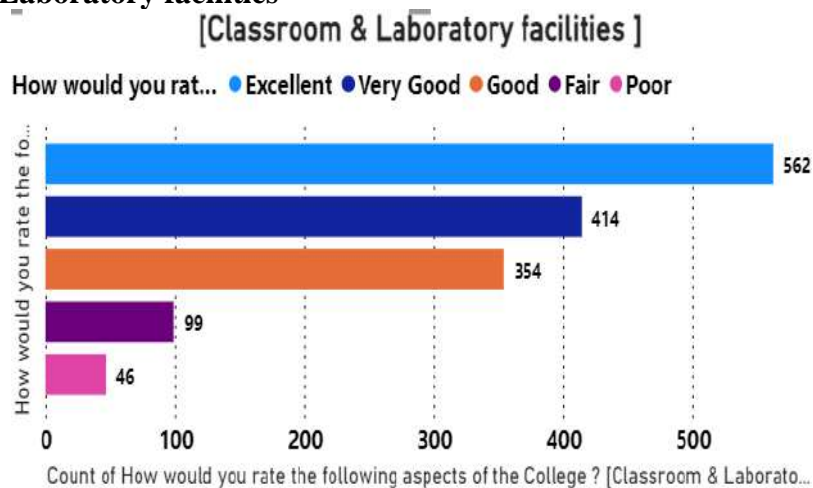
ETHIRAJ COLLEGE FOR WOMEN (Autonomous) Chennai – 600 008

Canteen



Options	Number of Responses
Good	229
Excellent	799
Very Good	376
Poor	10
Fair	61

Classroom & Laboratory facilities

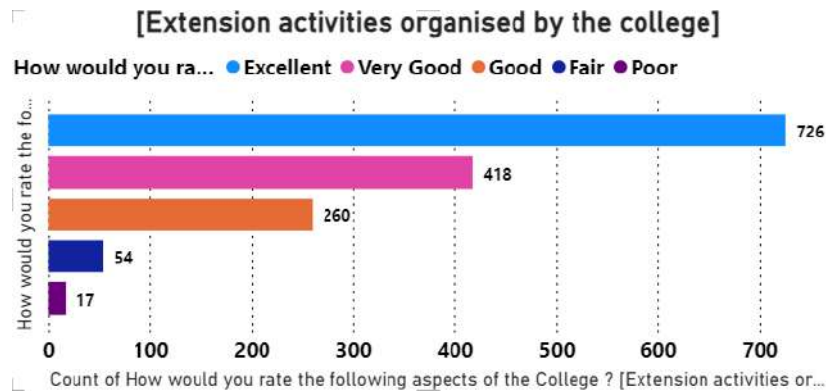


Options	Number of Responses
Excellent	562
Very Good	414
Good	354
Fair	99
Poor	46



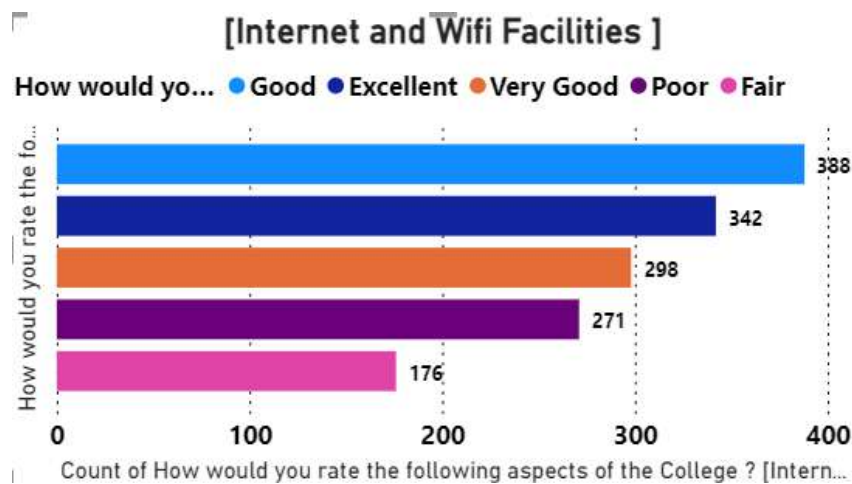
ETHIRAJ COLLEGE FOR WOMEN (Autonomous) Chennai – 600 008

Extension Activities organized by the College



Options	Number of Responses
Excellent	726
Very Good	418
Good	260
Fair	54
Poor	17

Internet And Wi-Fi Facilities

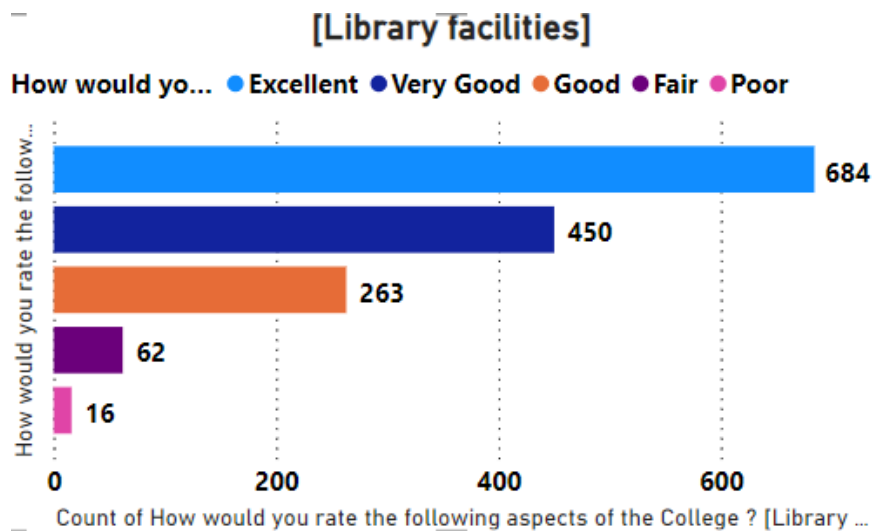


Options	Number of Responses
Good	388
Excellent	342
Very Good	298
Poor	271
Fair	176



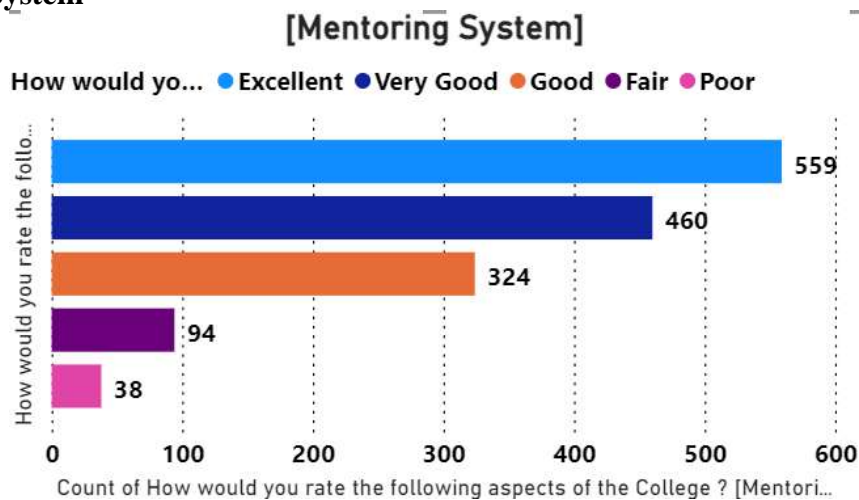
ETHIRAJ COLLEGE FOR WOMEN (Autonomous) Chennai – 600 008

Library Facilities



Options	Number of Responses
Excellent	684
Very Good	450
Good	263
Fair	62
Poor	16

Mentoring System

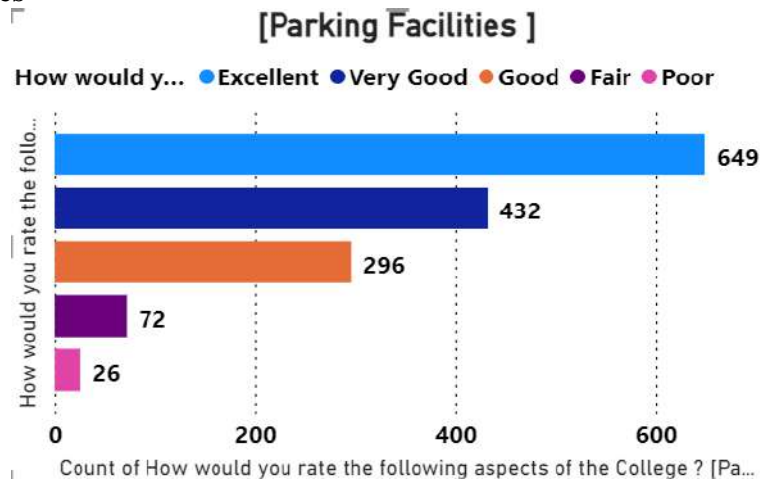


Options	Number of Responses
Excellent	559
Very Good	460
Good	324
Fair	94
Poor	38



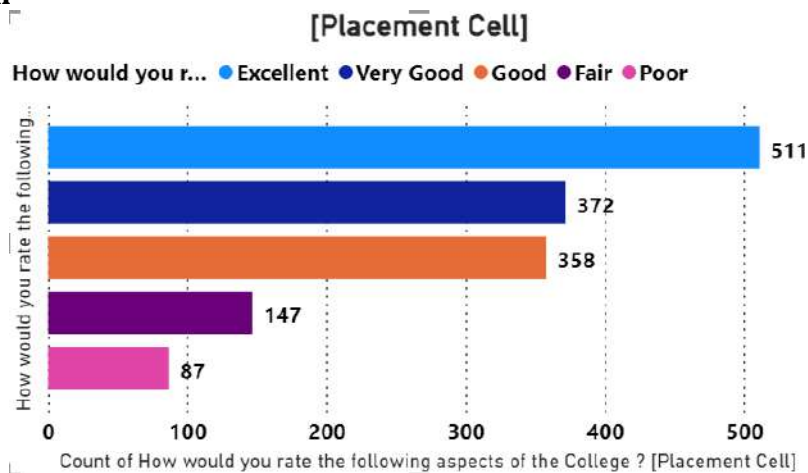
ETHIRAJ COLLEGE FOR WOMEN (Autonomous) Chennai – 600 008

Parking Facilities



Options	Number of Responses
Excellent	649
Very Good	432
Good	296
Fair	72
Poor	26

Placement Cell

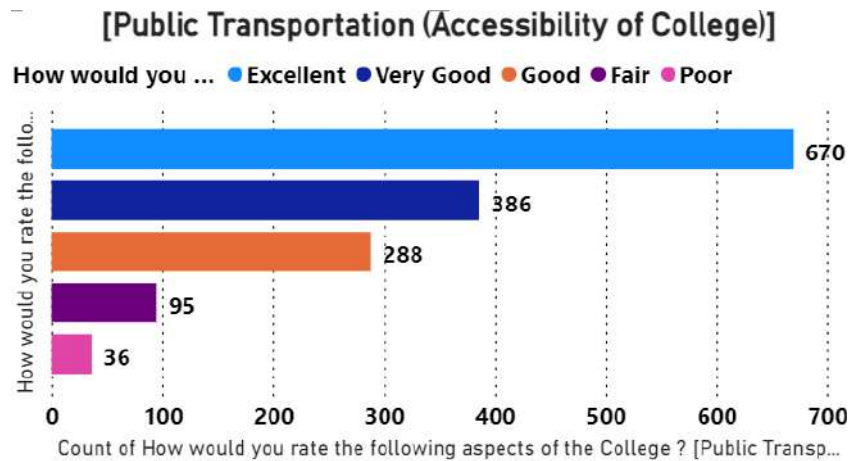


Options	Number of Responses
Excellent	511
Very Good	372
Good	358
Fair	147
Poor	87



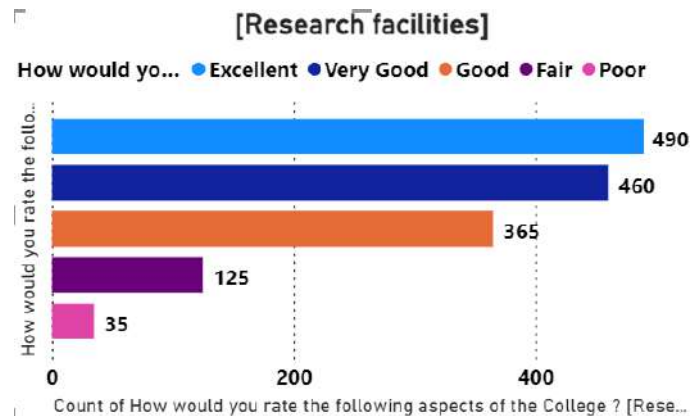
ETHIRAJ COLLEGE FOR WOMEN (Autonomous) Chennai – 600 008

Public Transportation (Accessibility of college)



Options	Number of Responses
Excellent	670
Very Good	386
Good	288
Fair	95
Poor	36

Research facilities

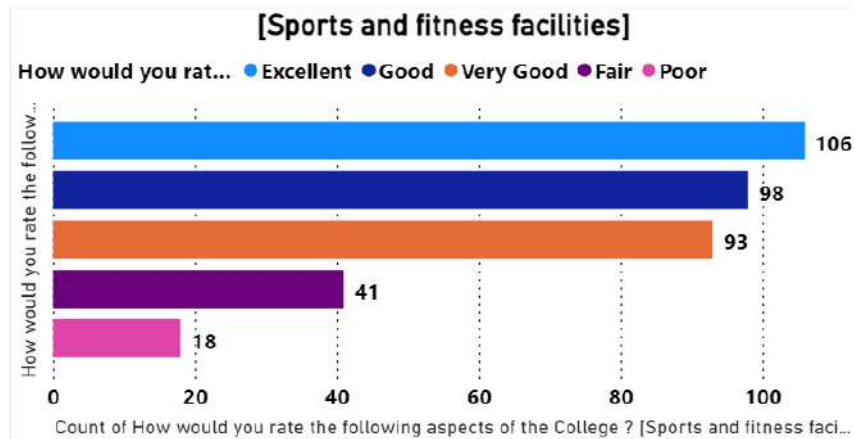


Options	Number of Responses
Excellent	490
Very Good	460
Good	365
Fair	125
Poor	35



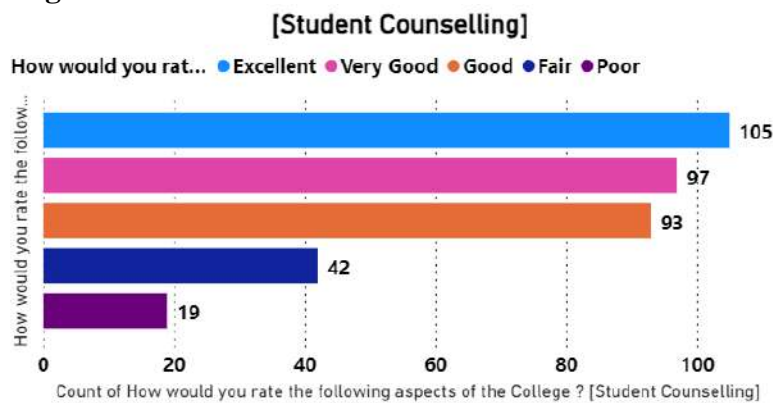
ETHIRAJ COLLEGE FOR WOMEN (Autonomous) Chennai – 600 008

Sports and Fitness Facilities



Options	Number of Responses
Excellent	106
Good	98
Very Good	93
Fair	41
Poor	18

Student Counselling

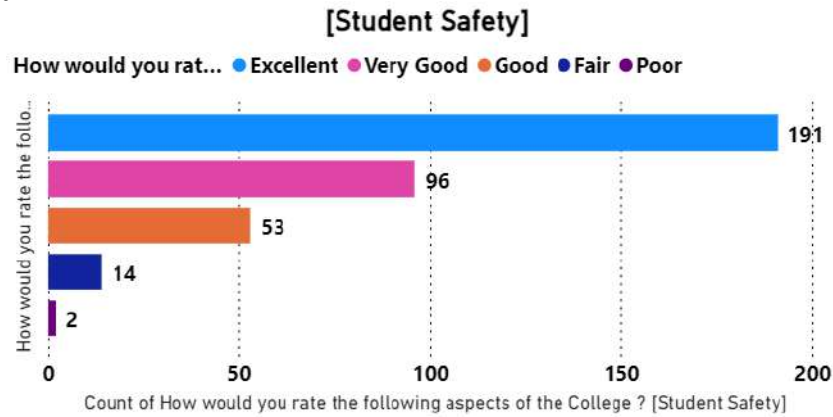


Options	Number of Responses
Excellent	105
Very Good	97
Good	93
Fair	42
Poor	19



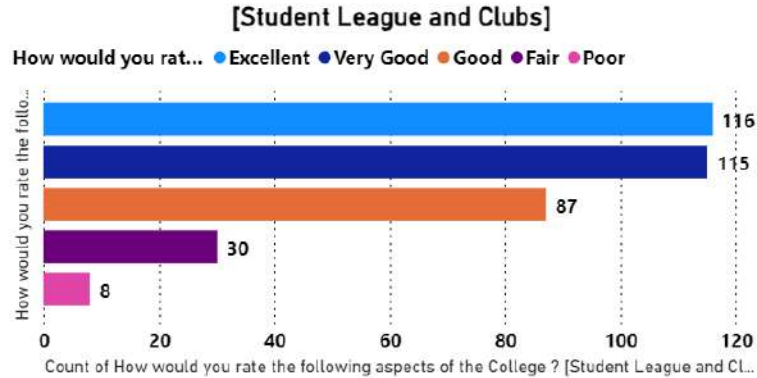
ETHIRAJ COLLEGE FOR WOMEN (Autonomous) Chennai – 600 008

Student Safety



Options	Number of Responses
Excellent	191
Very Good	96
Good	53
Fair	14
Poor	2

Student League and Clubs



Options	Number of Responses
Excellent	116
Very Good	115
Good	87
Fair	30
Poor	8

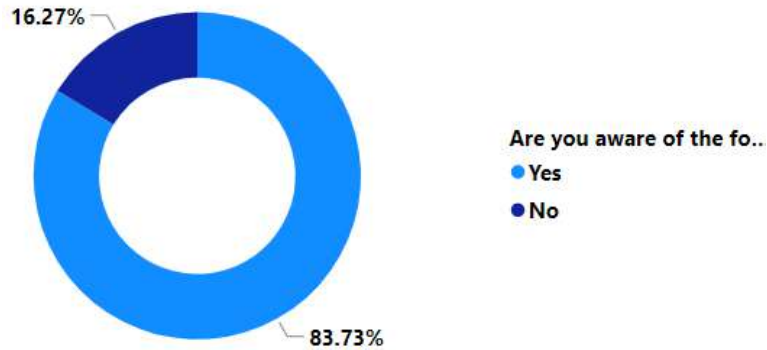


ETHIRAJ COLLEGE FOR WOMEN (Autonomous)
Chennai – 600 008

22. Are you aware of the following student facilities available in the college?

Anti-Ragging Cell

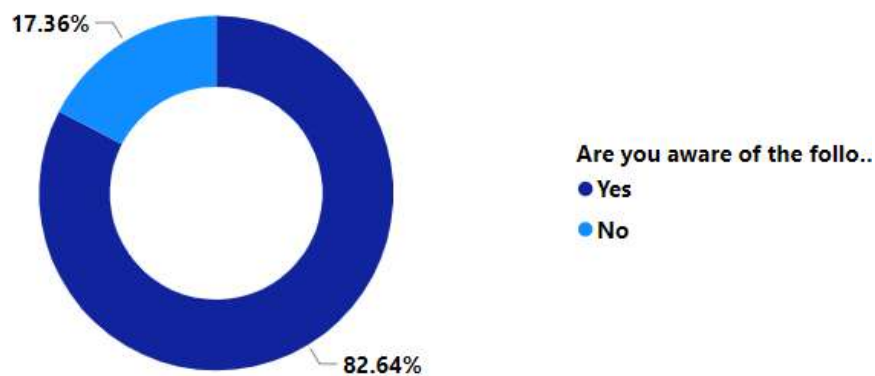
[Anti-Ragging Cell]



Options	Number of Responses
Yes	1235
No	240

ETHIRAJ CENTER FOR RESEARCH INNOVATION & CREATIVITY

[Ethiraj Center for Research, Innovation & Creativity]

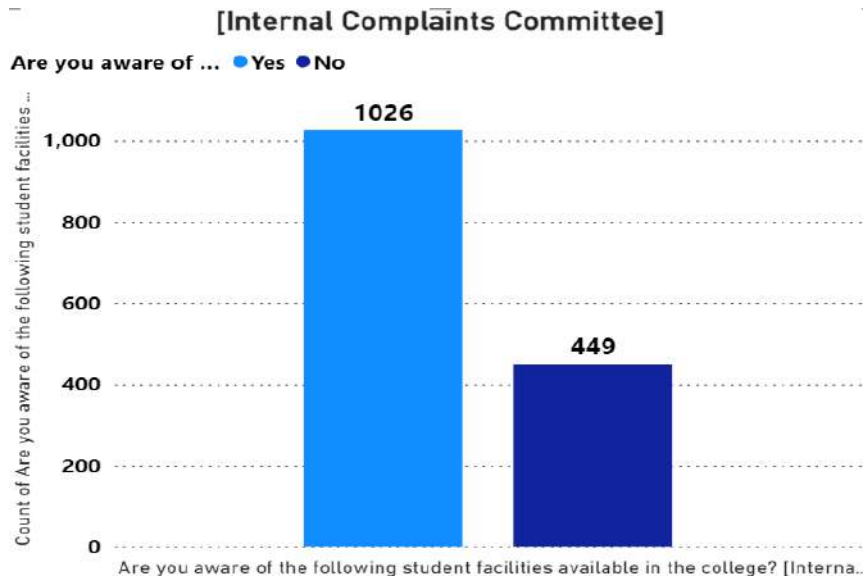


Options	Number of Responses
Yes	1219
No	256



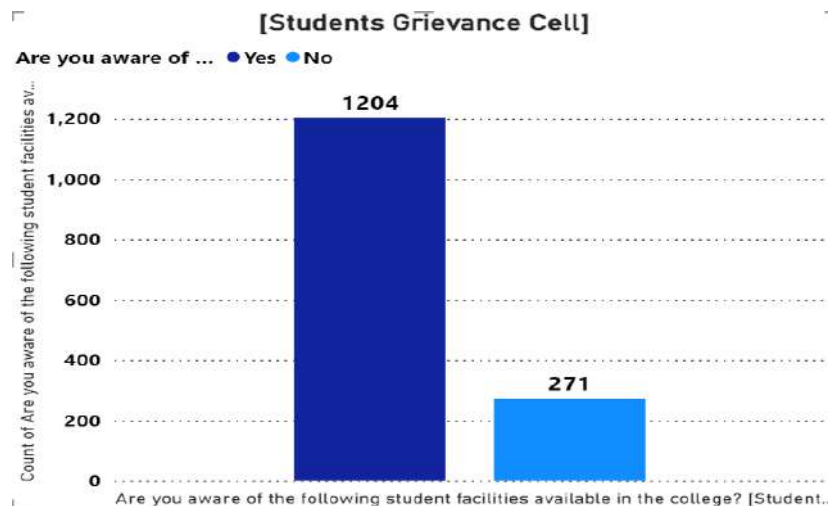
ETHIRAJ COLLEGE FOR WOMEN (Autonomous) Chennai – 600 008

INTERNAL COMPLAINTS COMMITTEE



Options	Number of Responses
Yes	1026
No	449

Students Grievance Cell



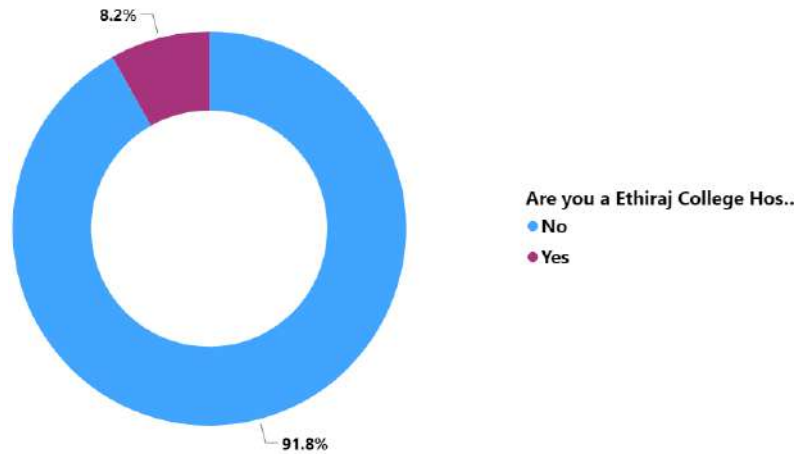
Options	Number of Responses
Yes	1024
No	271



**ETHIRAJ COLLEGE FOR WOMEN (Autonomous)
Chennai – 600 008**

Feedback about Ethiraj College Hostel

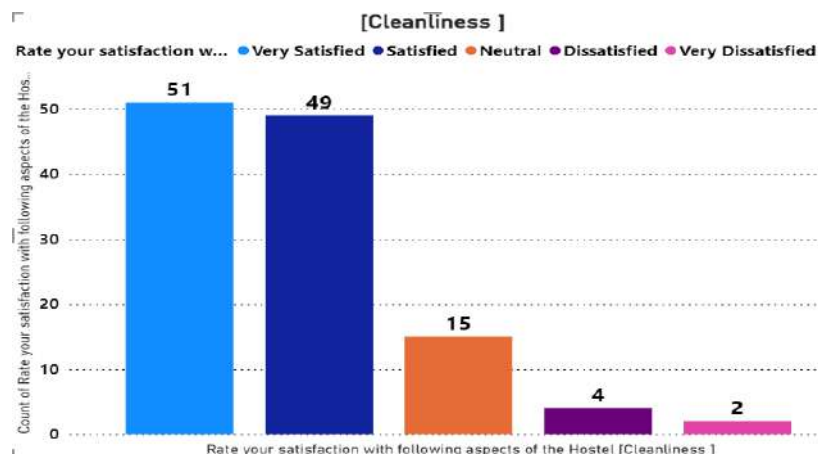
23. Are you an Ethiraj College Hostel Student?



Options	Number of Responses
No	1354
Yes	121

24. Rate your satisfaction with following aspects of the Hostel

Cleanliness

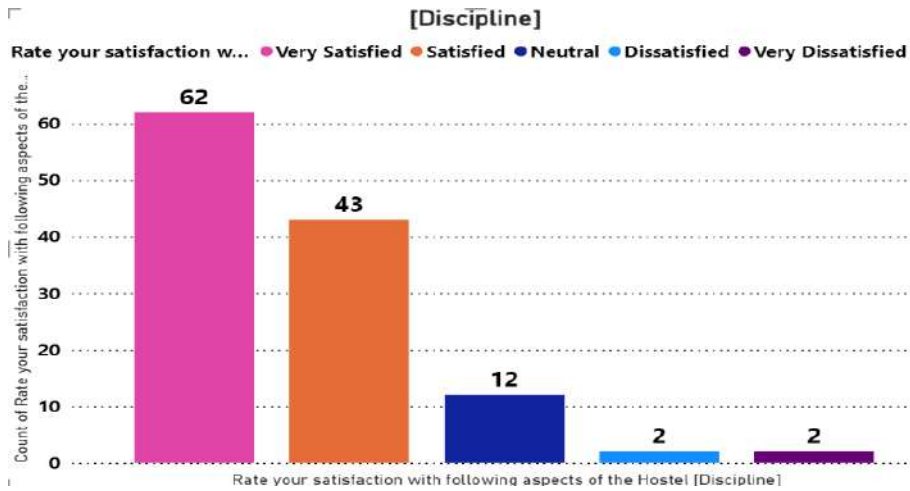


Options	Number of Responses
Very Satisfied	51
Satisfied	49
Neutral	15
Dissatisfied	4
Very Dissatisfied	2



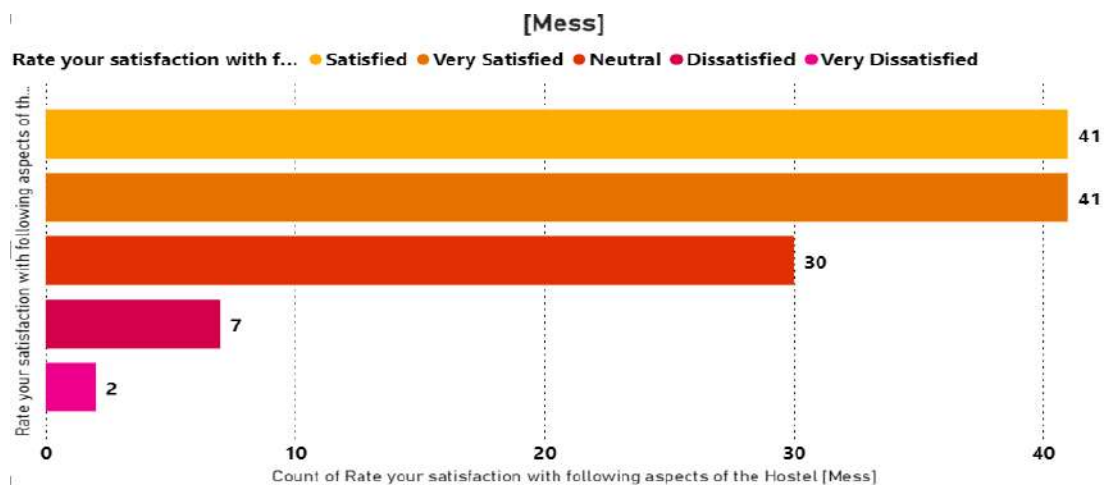
ETHIRAJ COLLEGE FOR WOMEN (Autonomous) Chennai – 600 008

Discipline



Options	Number of Responses
Very Satisfied	62
Satisfied	43
Neutral	12
Dissatisfied	2
Very Dissatisfied	2

Mess

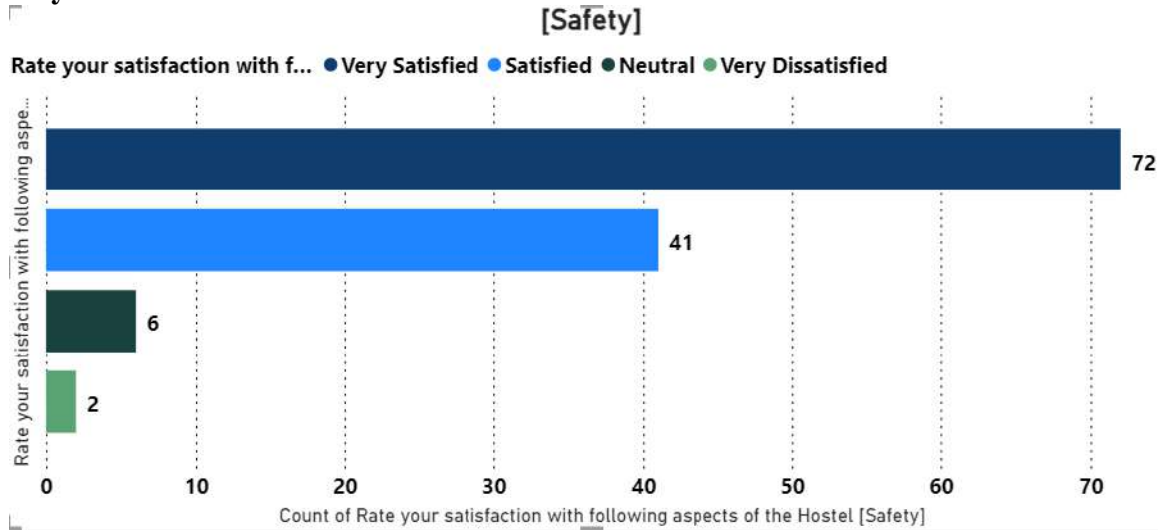


Options	Number of Responses
Satisfied	41
Very Satisfied	41
Neutral	30
Dissatisfied	7
Very Dissatisfied	2



ETHIRAJ COLLEGE FOR WOMEN (Autonomous)
Chennai – 600 008

Safety



Options	Number of Responses
Very Satisfied	72
Satisfied	41
Neutral	6
Dissatisfied	0
Very Dissatisfied	2